



(12) **United States Patent**
Wood et al.

(10) **Patent No.:** **US 8,848,894 B2**
(45) **Date of Patent:** ***Sep. 30, 2014**

(54) **TANDEM ACCESS CONTROLLER WITHIN THE PUBLIC SWITCHED TELEPHONE NETWORK**

(75) Inventors: **Samuel F. Wood**, Los Altos, CA (US);
Jerry A. Klein, Los Altos, CA (US);
Margaret Susan Asprey, Los Altos, CA (US)

(73) Assignee: **Focal IP, LLC**, Wilmington, DE (US)

(*) Notice: Subject to any disclaimer, the term of this patent is extended or adjusted under 35 U.S.C. 154(b) by 0 days.

This patent is subject to a terminal disclaimer.

(21) Appl. No.: **13/358,353**

(22) Filed: **Jan. 25, 2012**

(65) **Prior Publication Data**

US 2012/0120853 A1 May 17, 2012

Related U.S. Application Data

(63) Continuation of application No. 11/428,822, filed on Jul. 5, 2006, now Pat. No. 8,155,298, which is a continuation of application No. 10/426,279, filed on Apr. 30, 2003, now Pat. No. 7,324,635, which is a continuation-in-part of application No. 09/565,565, filed on May 4, 2000, now Pat. No. 6,574,328.

(51) **Int. Cl.**

H04M 3/42 (2006.01)
H04L 12/66 (2006.01)
H04Q 3/00 (2006.01)
H04Q 3/72 (2006.01)
H04M 7/00 (2006.01)
H04Q 3/66 (2006.01)
H04L 29/06 (2006.01)
H04M 7/12 (2006.01)

(52) **U.S. Cl.**

CPC .. **H04L 65/1046** (2013.01); **H04Q 2213/13034** (2013.01); **H04Q 2213/13109** (2013.01);

(Continued)

(58) **Field of Classification Search**
USPC 379/211.01; 370/401, 352
See application file for complete search history.

(56) **References Cited**

U.S. PATENT DOCUMENTS

4,100,377 A 7/1978 Flanagan
4,238,851 A 12/1980 Takahashi et al.

(Continued)

FOREIGN PATENT DOCUMENTS

DE 19813179 9/1999
EP 0578374 1/1994

(Continued)

OTHER PUBLICATIONS

RFC 3298 Service in the PSTN, Aug. 2002.

(Continued)

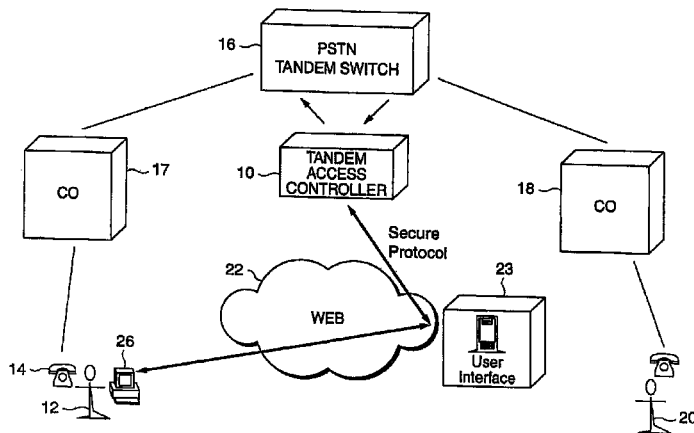
Primary Examiner — Sonia Gay

(74) Attorney, Agent, or Firm — Blakely, Sokoloff, Taylor & Zafman, LLP

(57) **ABSTRACT**

A system includes a tandem access controller (TAC) coupled to a PSTN, where the TAC allows a subscriber to set-up and make changes to the configuration of his/her phone line or other communications device. Such changes include selective call forwarding. The TAC is controlled by the subscriber using the web. The TAC is coupled internally to the PSTN in a local service area and is outside the subscriber's central office. A calling party makes a first call to the subscriber using the subscriber's public telephone number. The TAC receives the first call prior to the call reaching the subscriber's terminating central office. The TAC then carries out the subscriber's instructions for the first call, such as making one or more second calls using telephone numbers different from the subscriber's public telephone number. When the second call is answered, the answering phone is connected by the TAC to the caller.

22 Claims, 11 Drawing Sheets



(52) **U.S. Cl.**
 CPC
H04Q 3/005 (2013.01); **H04Q 2213/13091** (2013.01);
H04Q 2213/13332 (2013.01); **H04Q 2213/1313**
 (2013.01); **H04M 7/12** (2013.01); **H04Q**
2213/13242 (2013.01); **H04M 3/42161**
 (2013.01); **H04Q 3/72** (2013.01); **H04M**
3/42153 (2013.01); **H04M 7/0009** (2013.01);
H04Q 2213/13097 (2013.01); **H04Q 2213/13389**
 (2013.01); **H04Q 3/0025** (2013.01); **H04Q 3/66**
 (2013.01); **H04Q 2213/13141** (2013.01); **H04M**
3/42229 (2013.01); **H04Q 2213/13103** (2013.01)
 USPC **379/211.01**; 370/352

(56) **References Cited**
 U.S. PATENT DOCUMENTS

4,310,726 A 1/1982 Asmuth 179/18
 4,313,035 A 1/1982 Jordan et al.
 4,348,554 A 9/1982 Asmuth
 4,569,041 A 2/1986 Takeuchi et al.
 4,608,685 A 8/1986 Jain et al.
 4,611,094 A 9/1986 Asmuth et al.
 4,611,096 A 9/1986 Asmuth et al.
 4,630,260 A 12/1986 Toy et al.
 4,630,262 A 12/1986 Callens et al.
 4,661,947 A 4/1987 Lea et al.
 4,674,082 A 6/1987 Flanagan et al.
 4,679,190 A 7/1987 Dias et al.
 4,679,191 A 7/1987 Nelson et al.
 4,707,831 A 11/1987 Weir et al.
 4,715,026 A 12/1987 Eberspaecher
 4,723,238 A 2/1988 Isreal et al.
 4,757,497 A 7/1988 Beierle et al.
 4,761,779 A 8/1988 Nara et al.
 4,771,425 A 9/1988 Baran et al.
 4,815,071 A 3/1989 Shimizu
 4,819,228 A 4/1989 Baran et al.
 4,862,451 A 8/1989 Closs et al.
 4,866,704 A 9/1989 Bergman
 4,872,159 A 10/1989 Hemmady et al.
 4,872,160 A 10/1989 Hemmady et al.
 4,885,739 A 12/1989 Read et al.
 4,903,261 A 2/1990 Baran et al.
 4,926,416 A 5/1990 Weik
 4,932,022 A 6/1990 Keeney et al.
 4,933,931 A 6/1990 Kokubo
 4,953,158 A 8/1990 Schreur
 4,953,198 A 8/1990 Daly et al.
 4,958,341 A 9/1990 Hemmady et al.
 4,962,497 A 10/1990 Ferenc et al.
 4,969,184 A 11/1990 Gordon et al.
 4,970,721 A 11/1990 Aczel et al.
 4,973,837 A 11/1990 Bradbeer
 4,975,695 A 12/1990 Almond et al.
 4,996,685 A 2/1991 Farese et al.
 5,008,929 A 4/1991 Olsen et al.
 5,014,266 A 5/1991 Bales et al.
 5,018,136 A 5/1991 Gollub
 5,020,058 A 5/1991 Holden et al.
 5,022,071 A 6/1991 Mozer et al.
 5,048,081 A 9/1991 Gavaras et al.
 5,051,983 A 9/1991 Kammerl
 5,093,827 A 3/1992 Franklin et al.
 5,115,431 A 5/1992 Williams et al.
 5,150,357 A 9/1992 Hopner et al.
 5,157,662 A 10/1992 Tadamura et al.
 5,197,067 A 3/1993 Fujimoto et al.
 5,208,806 A 5/1993 Hasegawa
 5,218,602 A 6/1993 Grant et al.
 5,231,633 A 7/1993 Hluchyj et al.
 5,241,588 A 8/1993 Babson, III et al.
 5,247,571 A 9/1993 Kay et al.
 5,268,900 A 12/1993 Hluchyj et al.
 5,274,635 A 12/1993 Rahman et al.

5,291,489 A 3/1994 Morgan et al.
 5,297,191 A 3/1994 Gerszberg
 5,301,189 A 4/1994 Schmidt et al.
 5,305,308 A 4/1994 English et al.
 5,311,582 A 5/1994 Davenport et al.
 5,327,428 A 7/1994 Van As et al.
 5,341,374 A 8/1994 Lewen et al.
 5,351,276 A 9/1994 Doll, Jr. et al.
 5,351,286 A 9/1994 Nici
 5,353,283 A 10/1994 Tsuchiya
 5,359,598 A 10/1994 Steagall et al.
 5,365,521 A 11/1994 Ohnishi et al.
 5,379,293 A 1/1995 Kanno et al.
 5,381,405 A 1/1995 Daugherty et al.
 5,381,466 A 1/1995 Shibayama et al.
 5,383,183 A 1/1995 Yoshida
 5,384,840 A 1/1995 Blatchford et al.
 5,390,184 A 2/1995 Morris
 5,396,491 A 3/1995 Newman
 5,396,542 A 3/1995 Alger et al.
 5,420,858 A 5/1995 Marshall et al.
 5,422,882 A 6/1995 Hiller et al.
 5,423,003 A 6/1995 Berteau
 5,426,636 A 6/1995 Hiller et al.
 5,428,607 A 6/1995 Hiller et al.
 5,428,616 A 6/1995 Field et al.
 5,428,663 A 6/1995 Grimes et al.
 5,430,719 A 7/1995 Weisser, Jr.
 5,434,913 A 7/1995 Tung et al.
 5,436,898 A 7/1995 Bowen et al.
 5,438,614 A 8/1995 Rozman et al.
 5,444,709 A 8/1995 Riddle
 5,448,623 A 9/1995 Wiedeman et al.
 5,452,289 A 9/1995 Sharma et al.
 5,453,986 A 9/1995 Davis et al.
 5,455,853 A 10/1995 Cebulka et al.
 5,457,684 A 10/1995 Bharucha et al.
 5,469,500 A 11/1995 Satter et al. 379/201
 5,471,470 A 11/1995 Sharma et al.
 5,471,616 A 11/1995 Johnson et al.
 5,479,411 A 12/1995 Klein
 5,485,457 A 1/1996 Aramaki
 5,495,567 A 2/1996 Iizawa et al.
 5,497,339 A 3/1996 Bernard
 5,521,914 A 5/1996 Mavraganis et al.
 5,526,353 A 6/1996 Henley et al.
 5,537,403 A 7/1996 Cloonan et al.
 5,541,917 A 7/1996 Farris
 5,544,161 A 8/1996 Bigham et al.
 5,544,163 A 8/1996 Madonna
 5,544,164 A 8/1996 Baran
 5,544,168 A 8/1996 Jeffrey et al.
 5,553,063 A 9/1996 Dickson
 5,557,658 A 9/1996 Gregorek et al.
 5,563,937 A 10/1996 Bruno et al.
 5,566,236 A 10/1996 MeLampy et al.
 5,568,475 A 10/1996 Doshi et al.
 5,570,355 A 10/1996 Dail et al.
 5,572,583 A 11/1996 Wheeler, Jr. et al.
 5,577,038 A 11/1996 Miyahara
 5,577,041 A 11/1996 Sharma et al.
 5,579,308 A 11/1996 Humpleman
 5,590,181 A 12/1996 Hogan et al.
 5,592,477 A 1/1997 Farris et al.
 5,592,538 A 1/1997 Kosowsky et al.
 5,594,732 A 1/1997 Bell et al.
 5,596,579 A * 1/1997 Yasrebi 719/328
 5,598,464 A * 1/1997 Hess et al. 379/211.03
 5,600,643 A 2/1997 Robrock, II
 5,600,649 A 2/1997 Sharma et al.
 5,602,991 A 2/1997 Berteau
 5,604,737 A 2/1997 Iwami et al.
 5,606,594 A 2/1997 Register et al.
 5,608,786 A 3/1997 Gordon
 5,613,069 A 3/1997 Walker
 H1641 H 4/1997 Sharman
 5,621,727 A 4/1997 Vaudreuil
 5,625,677 A 4/1997 Feiertag et al.
 5,628,004 A 5/1997 Gormley et al.

(56)

References Cited

U.S. PATENT DOCUMENTS

5,631,897 A	5/1997	Pacheco et al.	5,933,490 A	8/1999	White et al.
5,640,446 A	6/1997	Everett et al.	5,933,778 A	8/1999	Buhrmann et al.
5,646,945 A	7/1997	Bergler	5,938,757 A	8/1999	Bertsch
5,650,999 A	7/1997	Dickson	5,943,399 A *	8/1999	Bannister et al. 379/88.17
5,654,957 A	8/1997	Koyama	5,946,386 A	8/1999	Rogers et al.
5,659,541 A	8/1997	Chan	5,946,684 A	8/1999	Lund
5,659,542 A	8/1997	Bell et al.	5,953,392 A	9/1999	Rhie et al.
5,673,262 A	9/1997	Shimizu 370/395	5,954,799 A	9/1999	Goheen et al.
5,680,437 A	10/1997	Segal	5,958,016 A *	9/1999	Chang et al. 709/229
5,684,799 A	11/1997	Bigham et al.	5,960,340 A	9/1999	Fuentes
5,689,553 A	11/1997	Ahuja et al.	5,963,551 A	10/1999	Minko
5,692,126 A	11/1997	Templeton et al.	5,970,059 A	10/1999	Ahopelto et al.
5,701,301 A	12/1997	Weisser, Jr.	5,974,449 A	10/1999	Chang et al.
5,706,286 A	1/1998	Reiman et al.	5,982,866 A	11/1999	Kowalski
5,710,769 A	1/1998	Anderson et al.	5,991,291 A	11/1999	Asai et al.
5,712,903 A	1/1998	Bartholomew et al.	5,991,310 A	11/1999	Katko 370/522
5,712,908 A	1/1998	Brinkman et al.	5,991,394 A	11/1999	Dezonno et al.
5,724,412 A	3/1998	Srinivasan	5,999,525 A	12/1999	Krishnaswamy et al.
5,727,057 A	3/1998	Emery et al.	6,005,870 A	12/1999	Leung et al.
5,729,544 A	3/1998	Lev et al.	6,006,272 A	12/1999	Aravamudan et al.
5,732,074 A	3/1998	Spaur et al.	6,009,469 A	12/1999	Mattaway et al.
5,732,078 A	3/1998	Arango	6,012,088 A	1/2000	Li et al.
5,732,216 A	3/1998	Logan et al.	6,014,437 A	1/2000	Acker et al.
5,737,320 A	4/1998	Madonna	6,020,916 A	2/2000	Gerszberg et al.
5,737,331 A	4/1998	Hoppal et al.	6,026,083 A	2/2000	Albrow et al.
5,737,333 A	4/1998	Civanlar et al.	6,028,917 A	2/2000	Creamer et al.
5,737,533 A	4/1998	De Hond	6,031,836 A	2/2000	Haserodt
5,740,164 A	4/1998	Liron	6,031,904 A	2/2000	An et al.
5,740,231 A	4/1998	Cohn et al.	6,041,325 A	3/2000	Shah et al.
5,742,596 A	4/1998	Baratz et al.	6,044,403 A	3/2000	Gerszberg et al.
5,742,905 A	4/1998	Pepe et al.	6,069,890 A	5/2000	White et al.
5,751,706 A	5/1998	Land et al.	6,075,992 A	6/2000	Moon et al.
5,751,968 A	5/1998	Cohen	6,078,581 A	6/2000	Shtivelman et al.
5,754,641 A	5/1998	Voit et al.	6,084,584 A	7/2000	Nahi et al.
5,764,628 A	6/1998	Davis et al.	6,094,478 A	7/2000	Shepherd et al.
5,764,736 A	6/1998	Shachar et al.	6,104,800 A	8/2000	Benson
5,764,750 A	6/1998	Chau et al.	6,118,780 A *	9/2000	Dunn et al. 370/355
5,764,756 A	6/1998	Onweller	6,134,235 A	10/2000	Goldman et al.
5,777,991 A	7/1998	Adachi et al.	6,141,341 A	10/2000	Jones et al.
5,790,538 A	8/1998	Sugar	6,161,128 A	12/2000	Smyk
5,793,762 A	8/1998	Penners et al.	6,161,134 A	12/2000	Wang et al.
5,793,771 A	8/1998	Darland et al.	6,163,598 A	12/2000	Moore
5,799,072 A	8/1998	Vulcan et al.	6,167,040 A	12/2000	Haeggstrom
5,799,154 A	8/1998	Kuriyan	6,175,860 B1	1/2001	Gaucher
5,802,160 A	9/1998	Kugell et al.	6,185,285 B1 *	2/2001	Relyea et al. 379/204.01
5,805,587 A	9/1998	Norris et al.	6,188,688 B1	2/2001	Buskirk, Jr.
5,805,588 A	9/1998	Petersen	6,192,123 B1	2/2001	Grunsted et al.
5,806,057 A	9/1998	Gormley et al.	6,212,261 B1	4/2001	Meubus et al.
5,809,022 A	9/1998	Byers et al.	6,216,158 B1	4/2001	Luo et al.
5,809,128 A	9/1998	McMullin	6,240,097 B1	5/2001	Wesloek et al.
5,812,534 A	9/1998	Davis et al.	6,243,373 B1	6/2001	Turock
5,815,505 A	9/1998	Mills	6,259,692 B1	7/2001	Shtivelman et al.
5,818,912 A	10/1998	Hammond	6,259,782 B1	7/2001	Gallant
5,825,771 A	10/1998	Cohen et al.	6,262,978 B1	7/2001	Bruno et al.
5,828,666 A	10/1998	Focsaneanu et al.	6,266,539 B1	7/2001	Pardo
5,838,665 A	11/1998	Kahn et al.	6,278,707 B1	8/2001	MacMillan et al.
5,848,140 A	12/1998	Foladare et al. 379/201	6,301,609 B1	10/2001	Aravamudan et al.
5,850,433 A	12/1998	Rondeau	6,308,201 B1	10/2001	Pivowar et al.
5,859,972 A	1/1999	Subramaniam et al.	6,324,183 B1	11/2001	Miller et al.
5,867,494 A	2/1999	Krishnaswamy et al.	6,327,258 B1	12/2001	Deschaine et al. 370/356
5,867,495 A	2/1999	Elliott et al.	6,334,126 B1	12/2001	Nagatomo et al.
5,875,405 A	2/1999	Honda	6,337,858 B1	1/2002	Petty et al.
5,878,113 A	3/1999	Bhusari	6,339,594 B1	1/2002	Civanlar et al.
5,878,418 A	3/1999	Polcyn et al.	6,359,892 B1	3/2002	Szlam
5,881,060 A	3/1999	Morrow et al.	6,381,323 B1	4/2002	Schwab et al.
5,881,131 A	3/1999	Farris et al.	6,385,308 B1	5/2002	Cohen et al.
5,889,774 A	3/1999	Mirashrafi et al.	6,404,764 B1	6/2002	Jones et al.
5,894,473 A	4/1999	Dent	6,411,615 B1	6/2002	DeGolia et al.
5,894,595 A	4/1999	Foladare et al.	6,411,965 B2	6/2002	Klug
5,907,811 A	5/1999	Foladare	6,414,962 B1	7/2002	Hall et al.
5,913,029 A	6/1999	Shostak	6,418,198 B2	7/2002	Brablec et al.
5,915,008 A	6/1999	Dulman	6,421,235 B2	7/2002	Ditzik
5,918,172 A	6/1999	Saunders et al.	6,438,124 B1	8/2002	Wilkes
5,922,047 A	7/1999	Newlin et al.	6,445,694 B1	9/2002	Swartz
5,930,700 A	7/1999	Pepper et al.	6,445,697 B1	9/2002	Fenton
			6,446,127 B1	9/2002	Shuster et al.
			6,448,978 B1	9/2002	Salvador et al.
			6,456,594 B1	9/2002	Kaplan et al.
			6,456,601 B1	9/2002	Kozdon et al.

(56) References Cited			EP	0 829 995	3/1998
U.S. PATENT DOCUMENTS			EP	0 841 831	5/1998
6,459,780	B1	10/2002 Wurster et al.	EP	0 847 176	6/1998
6,477,565	B1	11/2002 Daswani et al.	EP	0 851 653	7/1998
6,477,576	B2	11/2002 Angwin et al.	EP	0858202	8/1998
6,483,902	B1	11/2002 Stewart et al.	EP	0 868 596	9/1998
6,493,338	B1	12/2002 Preston et al.	EP	0 872 998	10/1998
6,496,477	B1	12/2002 Perkins et al.	EP	0869688	10/1998
6,498,797	B1	12/2002 Anerousis	EP	0918423	10/1998
6,526,462	B1	2/2003 Elabd	EP	0881848	12/1998
6,539,359	B1	3/2003 Ladd et al.	EP	0898431	2/1999
6,577,622	B1	6/2003 Shuster et al.	GB	2 315 190	1/1998
6,577,718	B1	6/2003 Kalmanek, Jr. et al.	JP	10-23067	1/1998
6,584,490	B1	6/2003 Shuster et al.	JP	10-51453	2/1998
6,614,781	B1	9/2003 Elliott et al.	JP	10-164135	6/1998
6,643,282	B1	11/2003 Christie 370/352	JP	10-164257	6/1998
6,650,901	B1	11/2003 Shuster et al.	WO	WO94/05111	3/1994
6,681,252	B1	1/2004 Shuster et al.	WO	WO95/34985	12/1995
6,697,461	B1	2/2004 Middleswarth et al.	WO	WO 96/08935	3/1996
6,731,630	B1	5/2004 Shuster et al.	WO	WO 96/15598	5/1996
6,741,586	B1	5/2004 Shuster et al.	WO	WO 97/14234 A2	4/1997
6,744,759	B1	6/2004 Sidhu	WO	WO 97/14238	4/1997
6,747,970	B1*	6/2004 Lamb et al. 370/352	WO	WO 97/16007	5/1997
6,775,264	B1	8/2004 Kurganov	WO	WO 97/22216	6/1997
6,775,284	B1	8/2004 Calvignac	WO	WO 97/23078	6/1997
6,785,229	B1*	8/2004 McNiff et al. 370/230	WO	WO 97/27692	7/1997
6,785,266	B2	8/2004 Swartz	WO	WO 97/28628	8/1997
6,788,775	B1	9/2004 Simpson	WO	WO 97/29581	8/1997
6,795,429	B1	9/2004 Shuster et al.	WO	WO97/31492	8/1997
6,804,224	B1	10/2004 Shuster et al.	WO	WO 97/31492	8/1997
6,807,257	B1	10/2004 Kurganov	WO	WO 97/33412	9/1997
6,816,582	B2	11/2004 Levine	WO	WO97/33421	9/1997
6,822,957	B1	11/2004 Shuster et al.	WO	WO 97/38511 A2	10/1997
6,853,714	B2	2/2005 Liljestrand et al.	WO	WO 97/38551	10/1997
6,856,616	B1	2/2005 Shuster et al.	WO	WO 97/39560	10/1997
6,857,021	B1	2/2005 Schuster et al.	WO	WO97/44943	11/1997
6,857,072	B1	2/2005 Shuster et al.	WO	WO 97/46073 A2	12/1997
6,870,830	B1	3/2005 Shuster et al.	WO	WO 97/47118	12/1997
6,914,897	B1	7/2005 Shuster et al.	WO	WO 97/50217	12/1997
6,937,699	B1	8/2005 Shuster et al.	WO	WO 97/50271	12/1997
6,937,713	B1	8/2005 Kung	WO	WO 97/50277 A2	12/1997
6,956,941	B1	10/2005 Duncan et al.	WO	WO98/00988	1/1998
7,069,291	B2*	6/2006 Graves et al. 709/201	WO	WO98/04065	1/1998
7,123,708	B1	10/2006 Gavillet 379/219	WO	WO 98/04989	2/1998
7,184,527	B1	2/2007 Lin	WO	WO98/10538	3/1998
7,233,658	B2	6/2007 Koser	WO	WO 98/11704	3/1998
7,242,759	B1	7/2007 Sanchez et al. 379/219	WO	WO 98/12860	3/1998
7,272,115	B2*	9/2007 Maher et al. 370/253	WO	WO 98/13974	4/1998
7,436,851	B1	10/2008 Chambers 370/325	WO	WO98/16051	4/1998
8,380,783	B1*	2/2013 Jones 709/203	WO	WO 98/18238	4/1998
2001/0022784	A1	9/2001 Menon et al.	WO	WO 98/18289	4/1998
2001/0030950	A1	10/2001 Chen et al.	WO	WO 98/19425	5/1998
2003/0026403	A1	2/2003 Clapper	WO	WO 98/19445	5/1998
2003/0040325	A1	2/2003 Clark	WO	WO 98/19455	5/1998
2003/0095650	A1	5/2003 Mize	WO	WO 98/20701	5/1998
2003/0133553	A1	7/2003 Khakoo et al.	WO	WO98/21911	5/1998
2003/0156693	A1	8/2003 Goldman	WO	WO 98/23067	5/1998
2003/0194078	A1	10/2003 Wood et al.	WO	WO 98/23080	5/1998
2004/0029568	A1	2/2004 DeLuca et al.	WO	WO 98/26543	6/1998
2004/0151294	A1*	8/2004 Baniak et al. 379/211.01	WO	0 853 411 A2	7/1998
2004/0240657	A1	12/2004 Camarillo 379/221.02	WO	WO 98/28885	7/1998
2004/0264673	A1	12/2004 Novack 379/221.11	WO	WO 98/30007	7/1998
2005/0041526	A1	2/2005 Esmersoy et al.	WO	WO 98/30008	7/1998
2005/0141500	A1	6/2005 Bhandari et al.	WO	WO 98/34391	8/1998
2005/0169445	A1	8/2005 Harris	WO	WO 98/34399	8/1998
2005/0207557	A1	9/2005 Dolan et al.	WO	WO 98/36543	8/1998
2007/0041526	A1	2/2007 Hill et al. 379/88.21	WO	WO 98/37665	8/1998
FOREIGN PATENT DOCUMENTS			WO	WO98/37665 A2	8/1998
EP	0704788	4/1996	WO	WO 98/37688	8/1998
EP	0738093	10/1996	WO	WO 98/39897	9/1998
EP	0 789 470	8/1997	WO	WO 98/42104	9/1998
EP	0 794 650	9/1997	WO	WO 98/42107	9/1998
EP	0 797 373	9/1997	WO	WO 98/42146	9/1998
EP	0 824 298	2/1998	WO	WO 98/47256 A2	10/1998
			WO	WO 98/51063	11/1998
			WO	WO99/12365	3/1999
			WO	WO99/19988	4/1999
			WO	WO99/20059	4/1999
			WO	WO99/135802	7/1999

(56)

References Cited

FOREIGN PATENT DOCUMENTS

WO	WO99/45687	9/1999
WO	WO01/05078	1/2001
WO	WO01/24496	4/2001
WO	WO01/24498	4/2001
WO	WO01/24500	4/2001
WO	WO01/24501	4/2001
WO	WO01/24502	4/2001
WO	WO01/24503	4/2001
WO	WO/0184859	11/2001

OTHER PUBLICATIONS

Implementing Automatic Location Update for Follow-Me database using VoIP and Bluetooth Technologies, IEEE Transaction on computers, vol. 51, No. 10, Oct. 2002.

New services demand integration, Electronic Engineering Times, Aug. 28, 2000, Iss. 1128; p. 110.

Natural Microsystems, M2 Presswire. Coventry: Aug. 18, 2000.

This pipe dream will come true: Voice Over Internet Protocol (VoIP) technology will make the phone Box something that really talks, Businessline, Chennai: Apr. 17, 2002.

Using Optimization to Achieve Efficient Quality of Service in Voice over IP Networks, IEEE 2003.

Broadsoft literature Broadworks overview, Copyright date 2002.

BroadSoft introduces industry's first complete service delivery and creation product suite for enhanced telephony services Broadworks, ATM Newsletter: Boston: Mar. 2000, vol. 9, Iss. 3, p. 13.

BroadSoft unveils advanced architecture for the rapid and cost effective delivery of enhanced communications services, Website, Aug. 25, 1999, Press releases, 3 pages.

ADC Telecommunications; SS7 New Net SS7 Tutorial; Copyright 1999.

Mary Carmichael, "Calls That Follow you Anywhere" Newsweek, Apr. 28, 2003, p. 43.

European Search Report, 3 pages, from European Application No. 04252483.5 (EP Patent No. 1473947B1).

U.S. Appl. No. 09/406,322, Schuster et al, filed Sep. 27, 1999.

U.S. Appl. No. 09/515,798, Schuster et al., filed Feb. 29, 2000.

Dowden, Douglas C., et al., "The Future of Network-Provided Communications Services," *Bell Labs Technical Journal*, Jul.-Sep. 2000, pp. 3-10.

Foard, C.F., "Teaming Switches and Computers for Customer Applications," *AT&T Technology*, 1991; 6, 4; Research Library, pp. 32-38.

Foster, Robin Harris, "Computer-Telephone Integration Goes Global," *AT&T Technology*, Autumn 1995; 10, 3; Research Library, pp. 18-22.

Kozik, Jack, et al., "On Opening PSTN to Enhanced Voice/Data Services—The PINT Protocol Solution," *Bell Labs Technical Journal*, Jul.-Sep. 2000, pp. 153-165.

Lai, Anthony Y., et al., "The Enhanced Service Manager: A Service Management System for Next-Generation Networks," *Bell Labs Technical Journal*, Jul.-Sep. 2000, pp. 130-144.

Reisfield, E.S., "Customers Take Control of the AT&T Network," *AT&T Technology*, 1991; 6, 1; Research Library, pp. 44-48.

Sijben, Paul G., et al, "Bridging the Gap to IP Telephony," *Bell Labs Technical Journal*, Oct.-Dec. 1998, pp. 192-207.

* cited by examiner

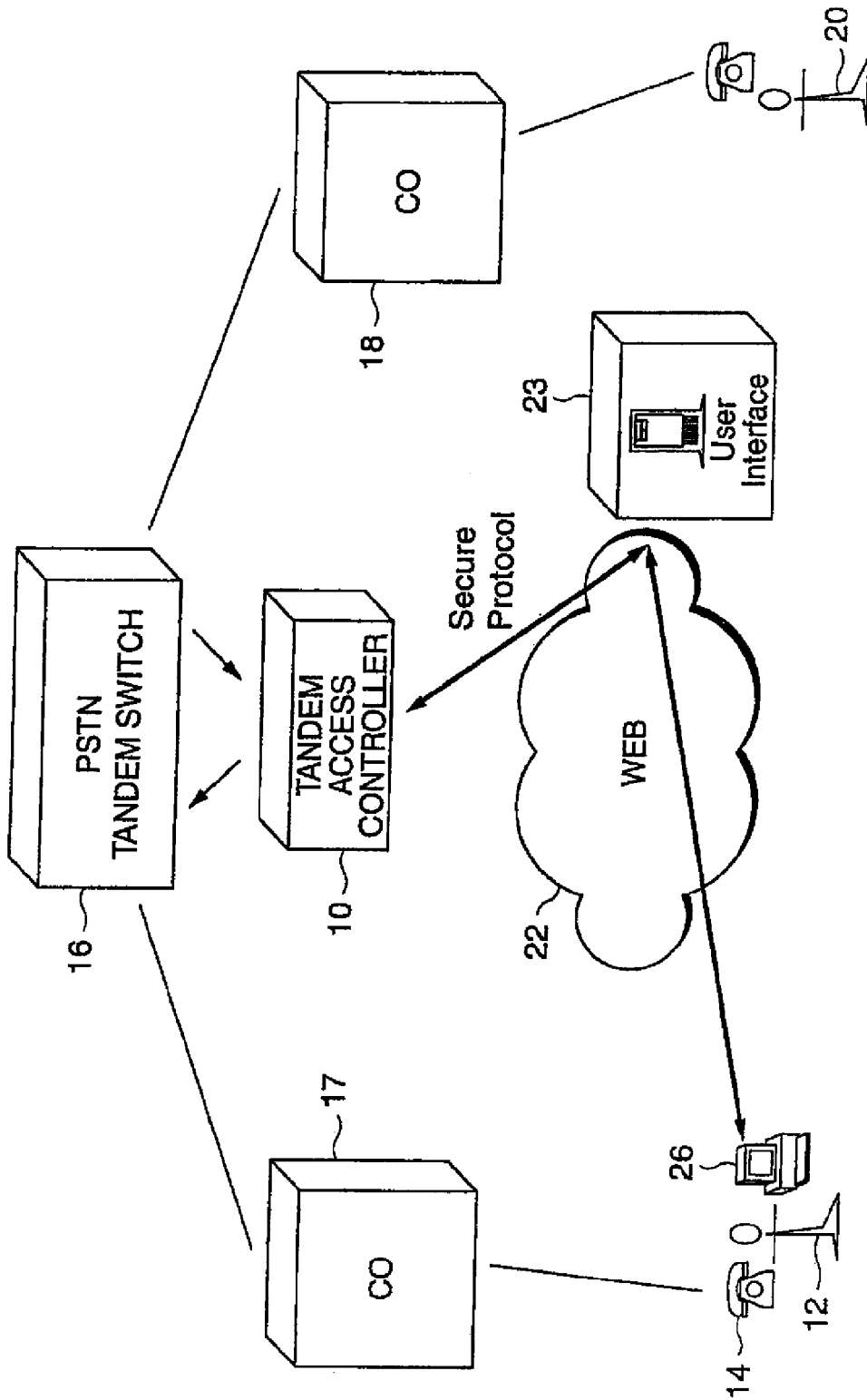


FIG. 1

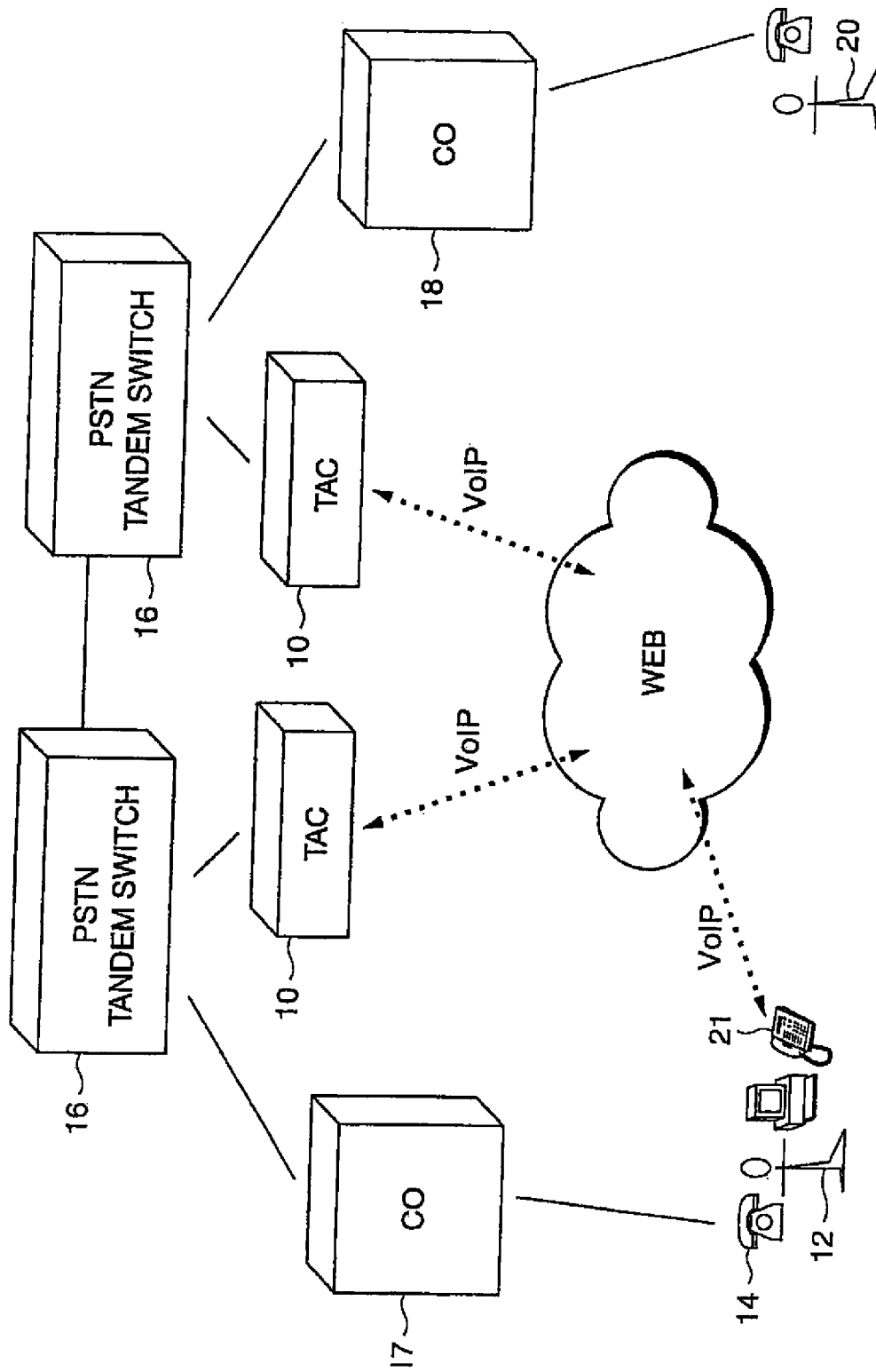
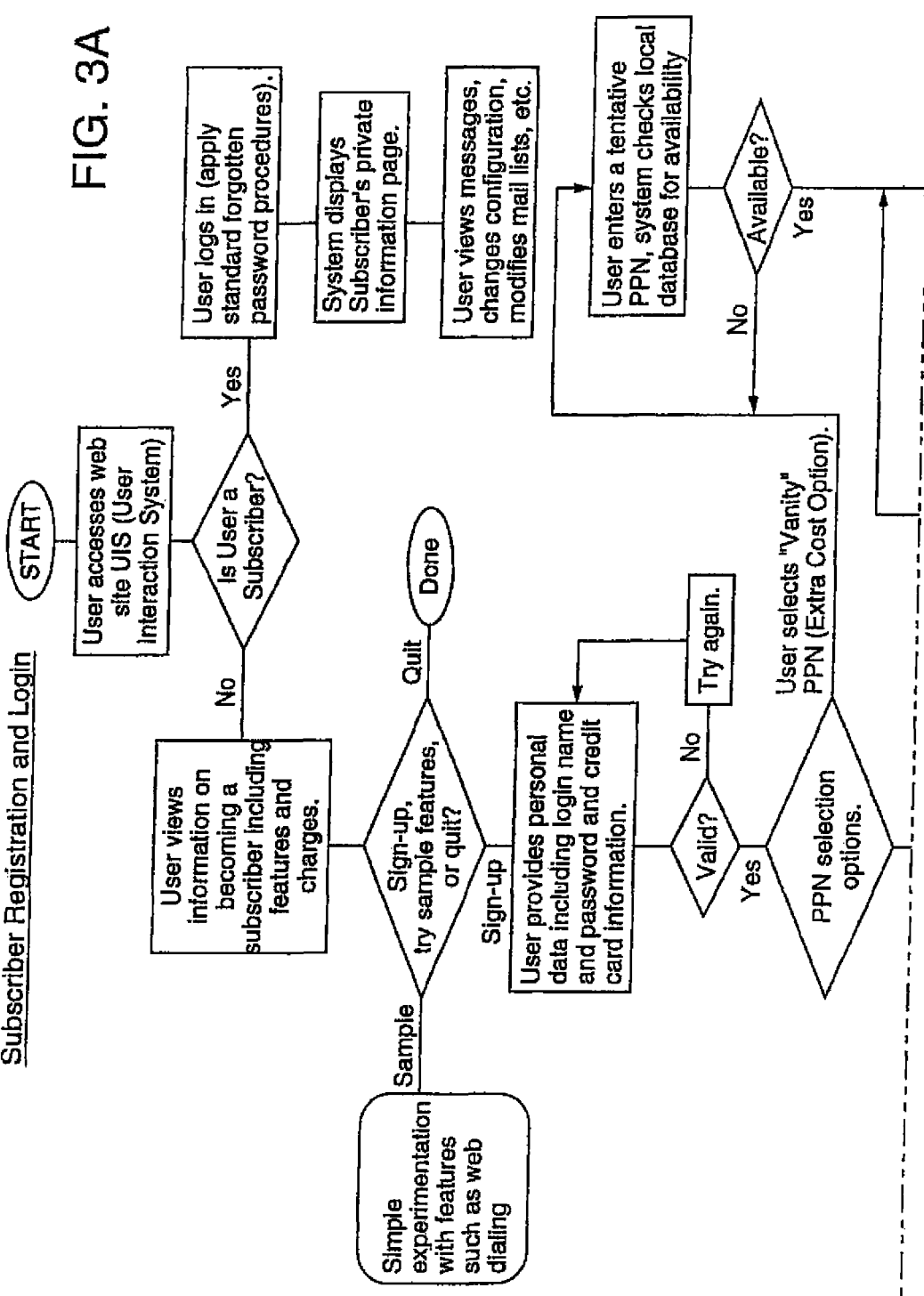


FIG. 2

Subscriber Registration and Login

FIG. 3A



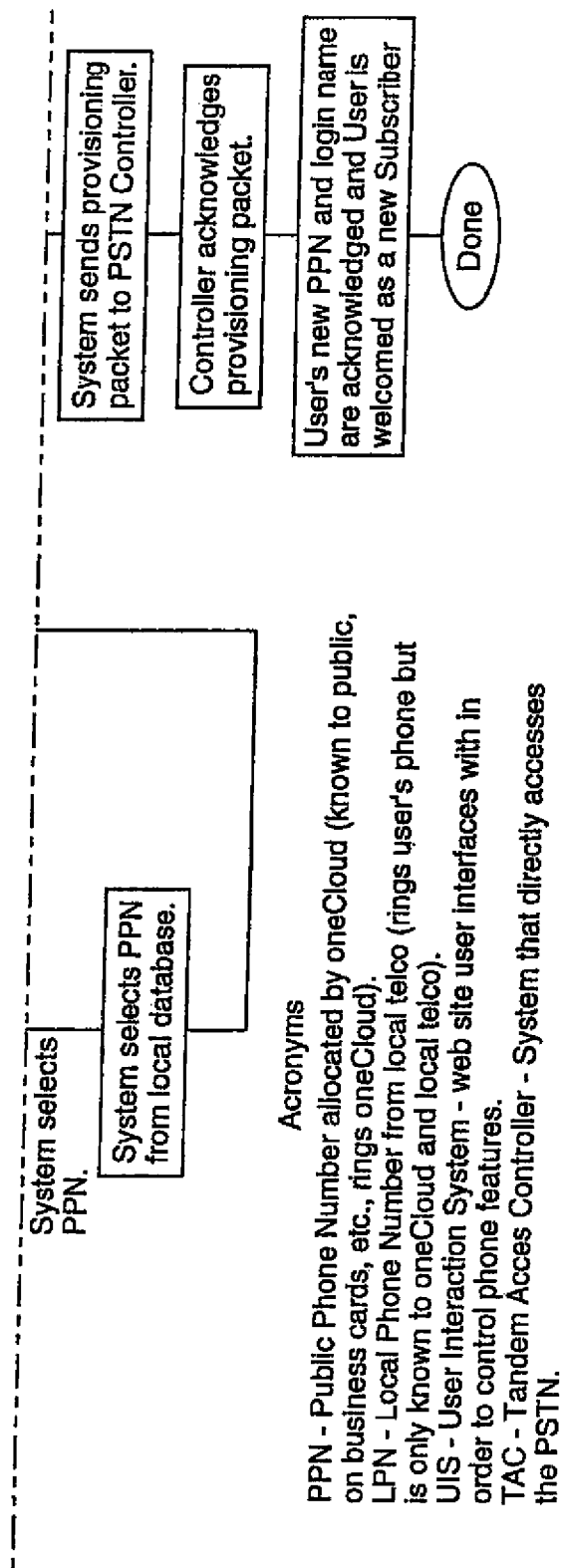


FIG. 3B

FIG. 3

FIG. 3A
FIG. 3B

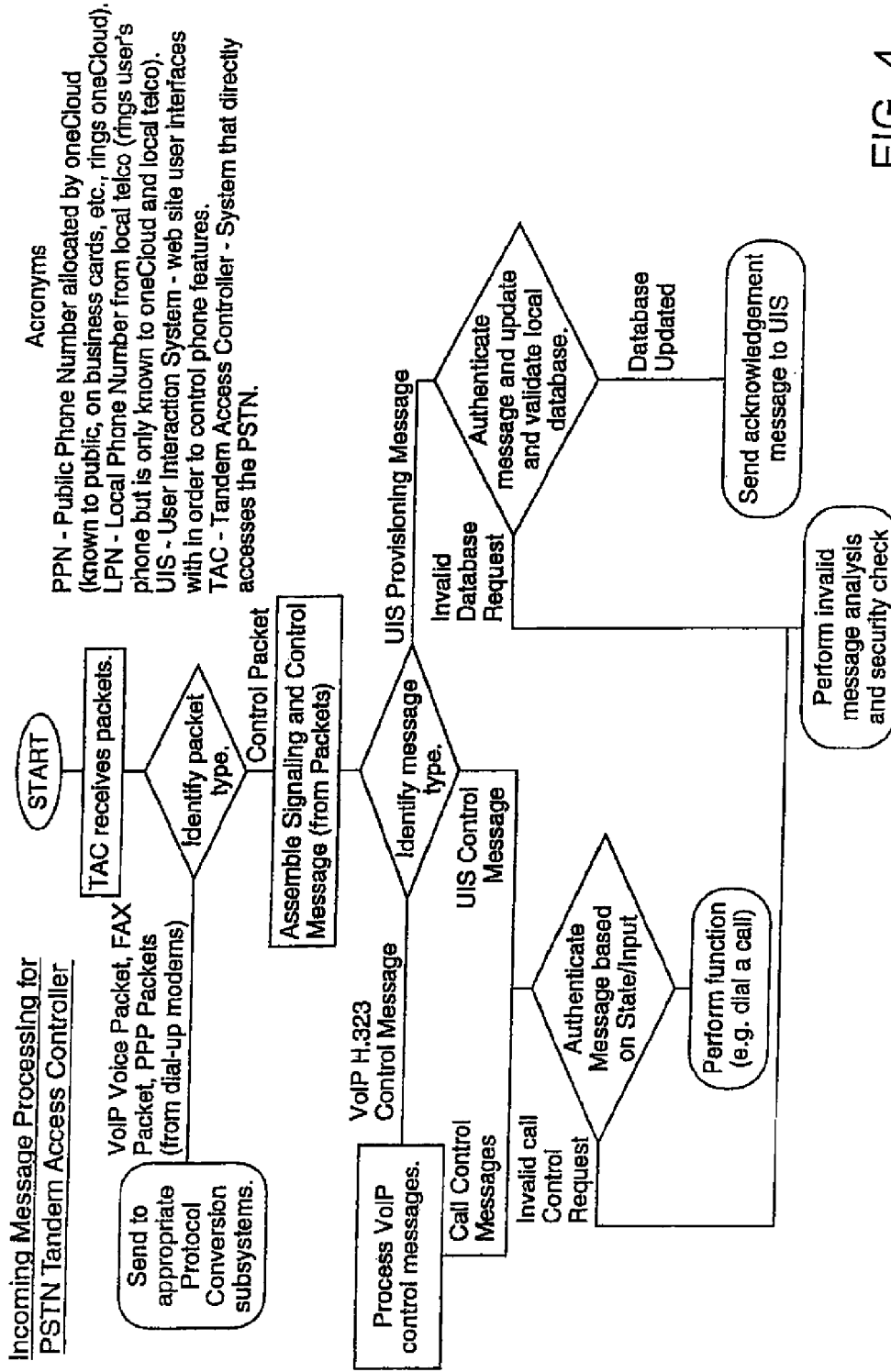


FIG. 4

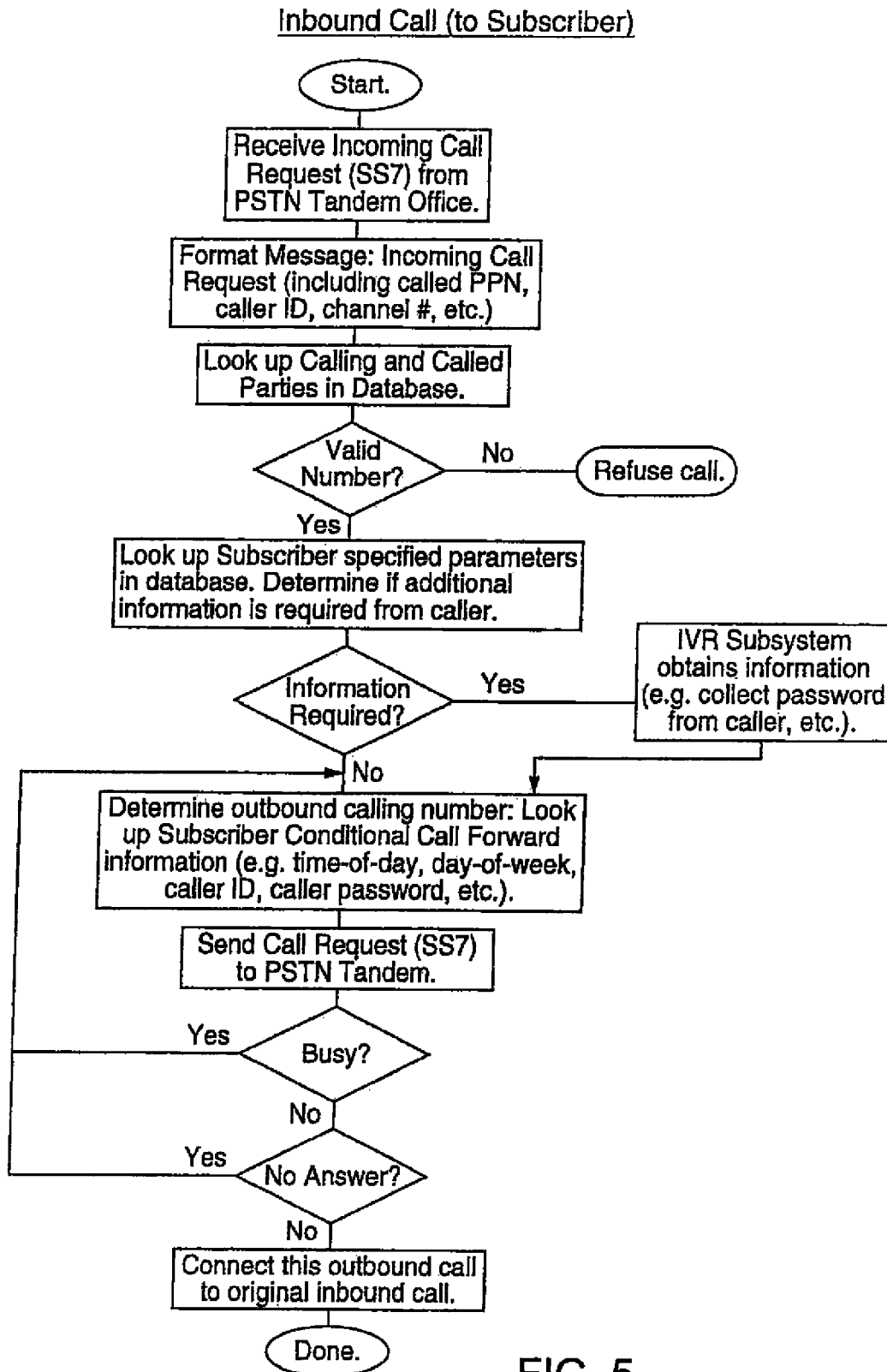


FIG. 5

Outbound Call (from Subscriber)

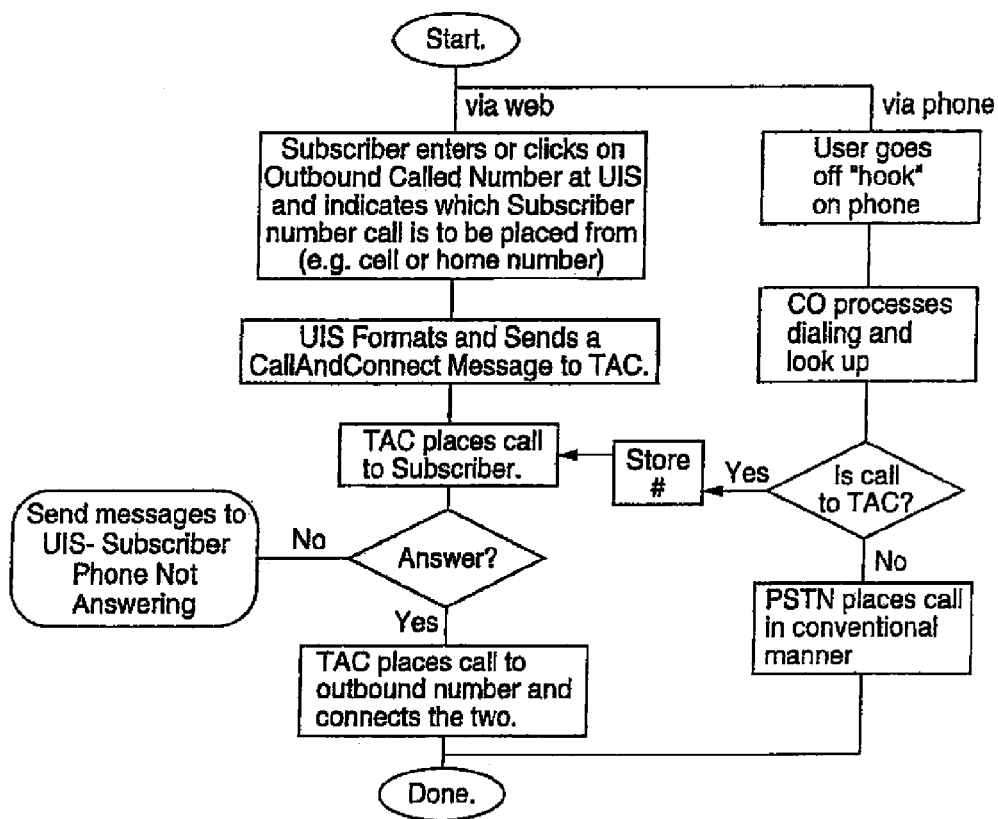


FIG. 6

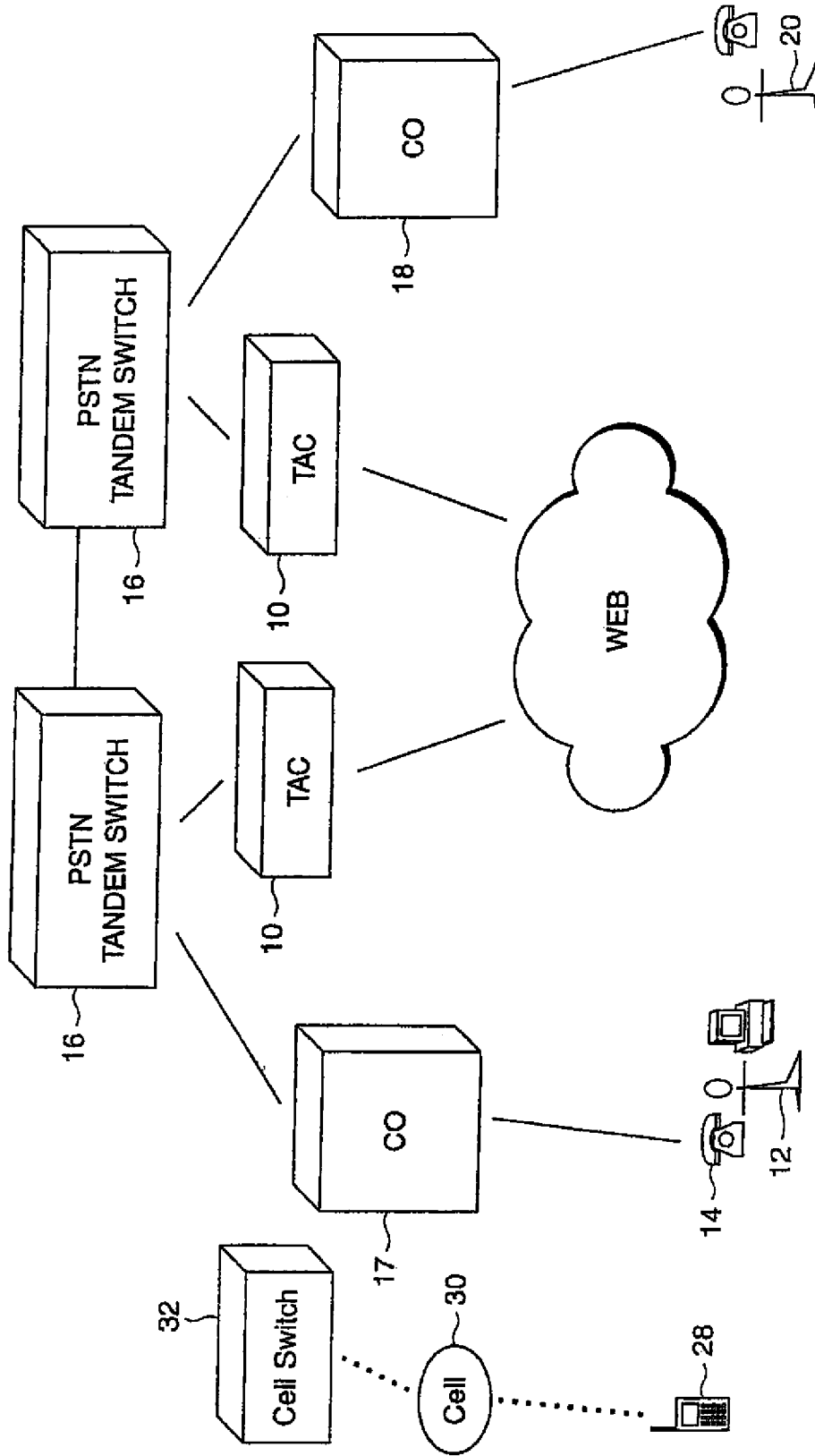


FIG. 7

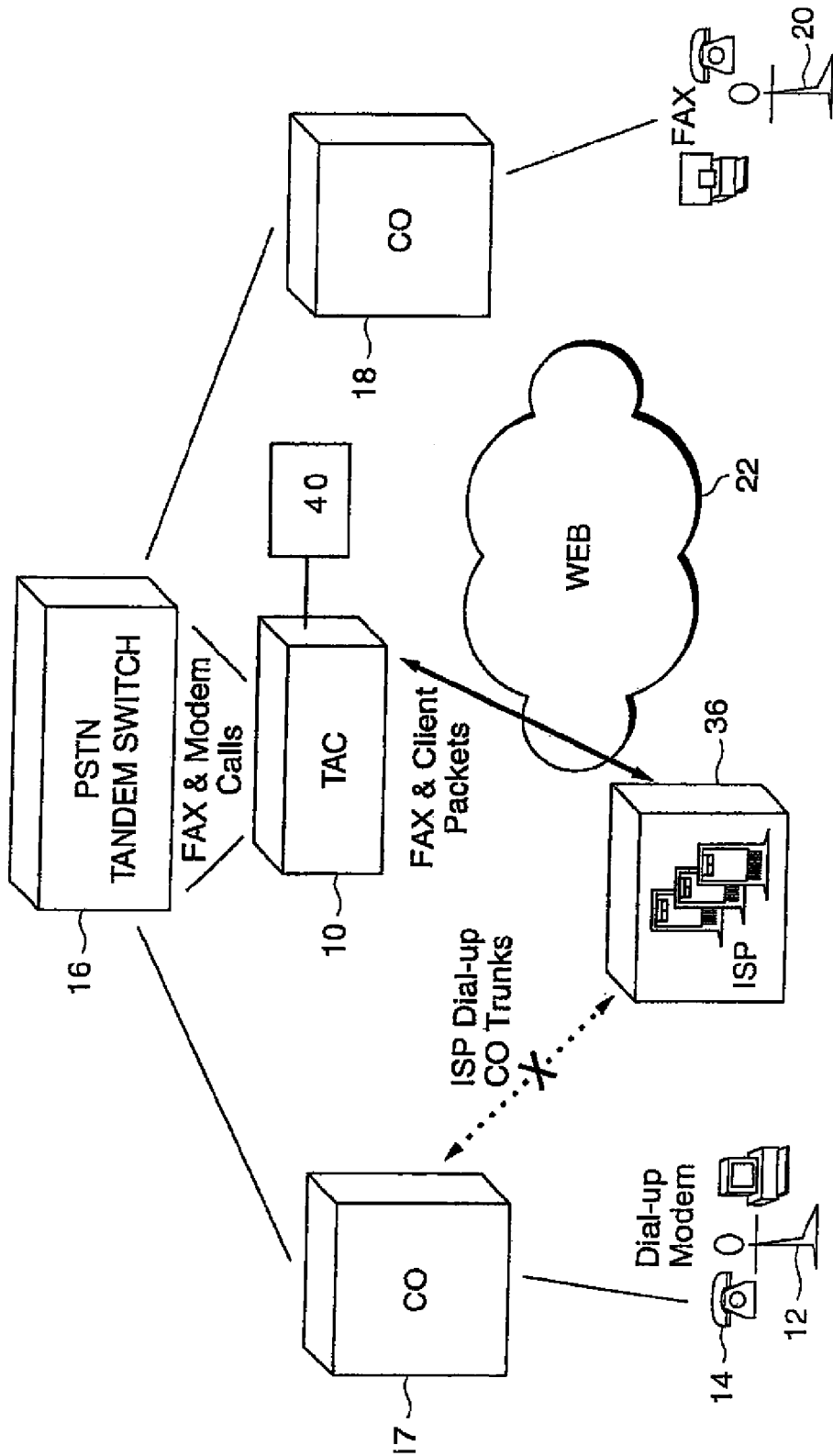


FIG. 8

CALLER ID (CID) FLOWCHART

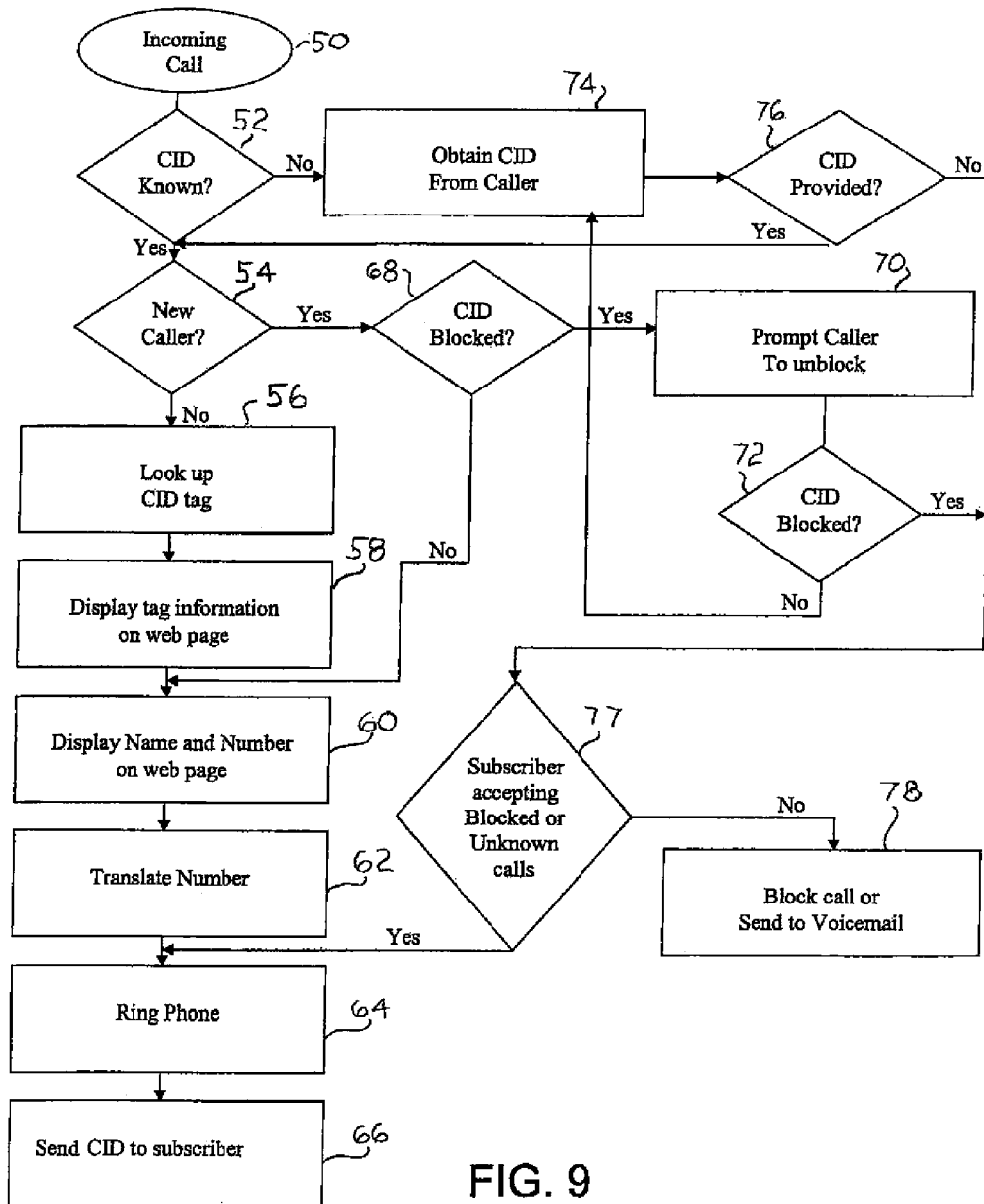


FIG. 9

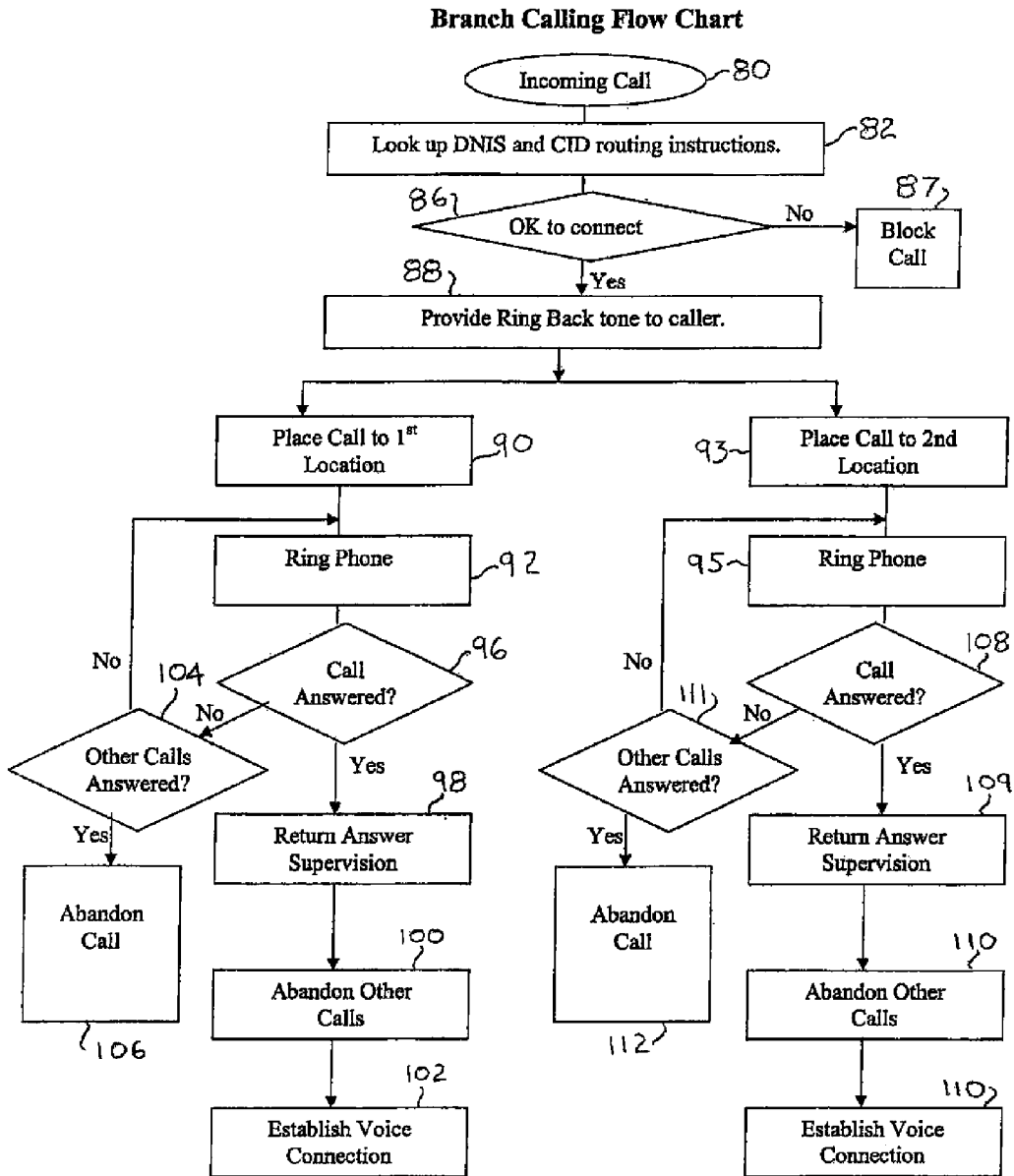


FIG. 10

TANDEM ACCESS CONTROLLER WITHIN THE PUBLIC SWITCHED TELEPHONE NETWORK

RELATED APPLICATIONS

This application is a continuation of U.S. application Ser. No. 11/428,822, filed Jul. 5, 2006 now U.S. Pat. No. 8,155,298, which is a continuation of U.S. application Ser. No. 10/426,279, filed Apr. 30, 2003 now U.S. Pat. No. 7,324,635, which is a continuation-in-part of U.S. application Ser. No. 09/565,565, now U.S. Pat. No. 6,574,328, filed May 4, 2000, all three of which are incorporated herein by reference.

FIELD OF THE INVENTION

This invention relates to telephone services and, in particular, to a system for allowing a subscriber to select features of the subscriber's telephone service and to various novel features that can be selected.

BACKGROUND OF THE INVENTION

People have used various means for limiting interruptions due to the telephone. In the past, people used switchboards and secretaries to screen incoming, or inbound, calls. Voice mail systems took over some of this role both in the home and in the central office. Today, there are web-based companies managing 3rd-party call control, via the toll-switch network, which allow users to enter call control information through a web portal. There are also edge devices in each of the public telephone company's central offices which provide local control, but offer an extremely limited number of features and do not provide true 3rd-party call control.

The web-based toll systems provide good user interaction but they are not economical and cannot take advantage of local number portability because they do not provide local control and connectivity.

The Public Switched Telephone Network (PSTN) consists of a plurality of edge switches connected to telephones on one side and to a network of tandem switches on the other. The tandem switch network allows connectivity between all of the edge switches, and a signaling system is used by the PSTN to allow calling and to transmit both calling and called party identity.

Until now, optional features were provided by the local service telephone company (telco) through the edge switch at the central office (CO). It was not possible to provide optional features through any other means. Control of these features was done through the first party (calling party) or the second party (called party), or worse yet, manually by calling the business office.

In the past, numerous devices have been built that allow the connection of two lines together at an edge switch. These devices can be used to add features to a telephone network by receiving a call on one line and then dialing out on another line. The problem with these devices is that, because they are connected through an edge switch, transmission losses and impairments occur, degrading the overall connection. In addition, signaling limitations prevent full control, by the subscriber or the system, over the call.

A preferred embodiment of the inventive system described herein connects at the tandem, thereby eliminating these problems.

In the edge devices residing in the PSTN central offices, the 1st party (the calling party) has numerous features available (dialing options). The 2nd party (called party) also has

options available such as call forwarding, but these features typically require access from the first or second party's device and are extremely awkward to program. The user interaction is not only awkward, it is limited and requires interaction with the telephone company to provision them. In other words, past systems for provisioning, meaning addition, modification, or control of telephone features, required a subscriber to make the feature selection through the telephone business office. Central office workers would then implement the provisioning under request of the business office.

Call Forwarding is one popular provision. There is significant transmission degradation for Call Forwarding to take place. The calling party pays for a call to the edge device, and the edge subscriber, the called party, pays for the call to the forwarding number. For enhanced inbound call control to occur, a direct 3rd-party call control means is needed.

A variety of services have arisen to address the problems mentioned above. Many of these systems allow the called party to make changes to his/her call forwarding attributes which do not allow direct 3rd-party call control. These services provide good user interaction, some via the internet, but they rely upon the toll network through the use of "800" numbers.

This requires the subscriber to pay by the minute and does not allow the subscriber to take advantage of number portability in order to obtain 3rd-party call control. There are other toll network mechanisms for remote call forwarding. For example, MCI offers a service where the customer can remotely change the forwarding target number for "800" numbers. Contacting the ultimate end-user before terminating the first incoming call is similar to the manner in which "800" credit calls and collect calls are processed, but these are not done at the local subscriber level.

In addition to these toll services, there are edge devices that perform some of the same services. Edge devices such as phones and PBXs that include voice mail, inter-active voice response, call forwarding, speed calling, etc., have been used to provide additional call control. These devices allow the phone user direct control over incoming and outgoing calls. The disadvantage of edge devices is that they add cost, degrade voice and transmission quality, can be difficult to program, are not easily programmed remotely, can require the user to pay for two lines, provide lower quality of service, and cannot provide the same level of functionality as a system that controls the PSTN directly. There are Voice Over Internet Protocol (VoIP) products emerging that provide better user interfaces and control but they do not take advantage and voice quality of the PSTN.

BRIEF SUMMARY OF THE INVENTION

A system for allowing a subscriber to remotely control features is described herein along with various telephone features that may be programmed into the system. A subscriber may be any customer using the telephone service, in contrast to employees of the PSTN who may use special communication networks within the PSTN.

The present invention adds direct control of third party call control features, but does not suffer from any of the disadvantages listed above, and allows the subscriber to manage his/her telephone system in a dynamic and exceptionally useful manner that is not currently available through the existing PSTN. The invention allows enhanced direct third-party call control features, such as selective call routing and remote dialing, to be added to the PSTN (Public Switched Telephone Network) using local call control and providing dynamic provisioning of the system by the subscriber. Direct 3rd-party

control means that the ability to provision the 3rd-party features is directly available to a subscriber, eliminating the need to go through the telephone company (telco) business office.

In one embodiment, the system includes a processor, referred to herein as a tandem access controller (TAC), connected to the PSTN, where the TAC allows a subscriber to set-up and make immediate changes to the configuration of his or her phone line or other communications device. In one embodiment, the TAC subsystem is connected internally to the PSTN in a local service area and is outside the central office of the subscriber. A calling party makes a first call to the subscriber using the subscriber's public telephone number. The TAC receives the first call prior to the call reaching the subscriber's terminating central office, which in some cases avoids a toll. The TAC then carries out the subscriber's instructions for the first call, such as making one or more second calls using telephone numbers different from the subscriber's public telephone number. When the second call is answered, the answering phone is connected by the TAC to the caller.

The TAC provides features, selected by the subscriber, to all edge switches connected to the PSTN tandem switch. Connecting directly to the PSTN tandem switch (or embedding the system into the tandem switch) eliminates the signal degradation problems previously described.

In one embodiment, the system allows provisioning of features via the internet under direct control of the subscriber. Recently, several products have been introduced that provide a means of controlling features via the public internet. However, all these devices fall short in that they require the subscriber to obtain an "800" number or some other number that requires the subscriber to pay a toll charge each time a call is made. The present invention connects locally, so no toll charges are incurred.

The web-enhanced services in one embodiment of the invention coexist with and overlay the local phone service at the local level, thereby providing good economics and user interaction, single number access to multiple subscriber devices, connectivity without transmission impairments and true, direct 3rd-party call control.

The present invention relies upon use of local telephone facilities thereby eliminating all the extra charges associated with making toll calls. It also allows the user to take advantage of number portability and keep his/her existing public phone number.

Examples of two features that may be performed by the TAC are caller ID (CID) based call routing and branch calling. The system allows the subscriber to set up a feature where the CID signal is detected within the PSTN and automatically associated with stored information relating to the caller. The stored information may have been previously entered into a memory within the PSTN by the subscriber via the world wide web. The CID signal may be also used to route the call to one of more forwarding numbers or to take any other action, such as blocking the call. This feature also allows the subscriber to use the CID signal to display certain information even though the caller may have her CID blocked.

Another feature described herein is referred to as branch calling, which allows a call to be forwarded to multiple telephones simultaneously, where the first telephone answered terminates the calling of the other telephones (or any other end units).

The offered features are implemented by software programs run by the processing system.

The web-enhanced services in one embodiment of the invention coexist with and overlay the local phone service at the local level, thereby providing good economics and user

interaction, single number access to multiple subscriber devices, connectivity without transmission impairments and true, direct 3rd-party call control.

The present system relies upon use of local telephone facilities thereby eliminating all the extra charges associated with making toll calls. It also allows the user to take advantage of number portability and keep his/her existing public phone number.

BRIEF DESCRIPTION OF THE DRAWINGS

FIG. 1 illustrates the tandem access controller (TAC) in one embodiment of the present invention connected to the existing PSTN tandem switch, the TAC providing features for the subscriber's telephone as requested by the subscriber via the web.

FIG. 2 illustrates a system similar to FIG. 1 but showing multiple tandem switches and TACs and also showing how the subscriber may, in addition to using the standard telephone, make phone calls using Voice Over IP via a conventional digital telephone.

FIG. 3 is a flowchart of one method that a person may use to set up a subscriber account and to designate features the subscriber would like for his/her telephone.

FIG. 4 is a flowchart of a method that can be performed by the TAC in response to the subscriber (or other service) controlling the TAC, using the web (or other packet-based system), to change the subscriber's telephone provisioning or perform another function, such as make a VoIP call.

FIG. 5 is a flowchart of a method that can be performed by the TAC in response to an inbound call to the subscriber.

FIG. 6 is a flowchart of a method performed by the subscriber and the TAC when the subscriber desires to make an outbound call via the web or using a conventional telephone.

FIG. 7 illustrates a system, using the TAC, that allows wireless cell phones to obtain the same provisioning options as the conventional telephones.

FIG. 8 illustrates a system, using the TAC, that allows fax and modem calls to benefit from the provisioning offered by the TAC.

FIG. 9 is a flowchart of possible scenarios using the caller ID based feature.

FIG. 10 is a flowchart of possible scenarios using the branch calling feature.

DETAILED DESCRIPTION OF THE INVENTION

FIG. 1 shows a tandem access controller (TAC) 10 that allows an authorized subscriber 12 to establish 3rd-party control criteria for calls to the subscriber's telephone 14 (having a "public" phone number that callers dial). In one embodiment, the TAC 10 is a programmed processor. The TAC 10 may use any combination of hardware, firmware, or software and, in one embodiment, is a conventional computer programmed to carry out the functions described herein.

The TAC 10 is connected to or inside the conventional PSTN tandem switch 16 such that calls may flow through the TAC 10 in the same manner as the existing PSTN tandem switch, except that additional 3rd-party features are applied to the call. As is well known, PSTN tandem switches are exchanges that direct telephone calls (or other traffic) to central offices 17, 18 or to other tandem switches. Details of the operation of the existing phone network may be found in the publication entitled "New Net SS7 Tutorial," by ADC Telecommunications, copyright 1999, incorporated herein by reference. Additional details may be found in the numerous books describing the PSTN.

5

The PSTN tandem switch **16** directs a first call (from the calling party **20** to the subscriber's phone **14** using the subscriber's public phone number) to the TAC **10**, which in turn places a second call, subject to 3rd-party control information, to the subscriber's "private" phone number without yet terminating the first call. The TAC **10** is connected within the subscriber's local service area so calls from TAC **10** to the subscriber do not incur a toll. When the subscriber **12** terminates (or answers) the second call, the TAC **10** terminates the first call and connects it to the second call, thereby connecting the calling party **20** to the subscriber **12**. Hence, the calling party essentially calls the TAC **10**, using the subscriber's public phone number, and the TAC **10**, after processing the call using the selected features, calls the subscriber, as appropriate, using the subscriber's private phone number and connects the two calls. The process is transparent to the parties.

The TAC **10** is connected inside the PSTN in the sense that it is not an edge device such as a PBX or central office (CO) switch because it does not connect directly to subscribers. Rather, it redirects calls to subscribers. The TAC **10** provides intelligent interconnection between a calling party and a subscriber.

The reader should keep in mind that although only one tandem switch **16** is shown in FIG. 1, the invention will apply equally well to a network of tandem switches, as shown in FIG. 2. FIG. 2 also illustrates how the subscriber can make calls using voice over IP via a conventional digital telephone **21**.

FIG. 1 illustrates the preferred method for an authorized subscriber to modify the 3rd-party control criteria by means of the world wide web **22** (and web server **23**) using an internet browser. By "authorized" we mean a subscriber who is registered and has logged-in with appropriate security and password controls. The subscriber **12** interacts with the web **22** via the Internet to quickly and easily specify the enhanced 3rd-party call control features. Web **22** then relays this information, in appropriate form, to the TAC **10**. Preferably, the link to the TAC **10** uses a secure protocol. Examples of features that can be selected by the subscriber include: conditional call blocking, call forwarding, call altering, time of day conditions, day of week conditions, follow-me, caller recognition/password, caller ID, call screening/retrieval from voice mail, speed dialing, interactive voice response, and speech recognition. Any other feature could be added. These features can be implemented in the TAC **10** using known software techniques since such features are known. Message outgoing call control includes: click-to-dial calling and group calling/messaging.

The invention may also include ivr/vm/voverip.

FIG. 1 uses a public internet portal connected via a data link to the TAC **10** or other interface system. As a registered subscriber, a user logs onto the portal (FIG. 3) and is granted access, allowing the user to make additions or changes to features such as speed calling, call forwarding, selection of such descriptors as time of day, busy status, caller ID status, etc. A user-friendly web page leads the subscriber through the various procedures and available features. The selections made by the subscriber are translated into provisioning data and transmitted to the TAC **10**. The TAC **10** in turn keeps track of incoming and outgoing calls based on this information.

The subscriber can also program a set of the call control features via a telephone link in the event a data link connection is unavailable.

FIG. 4 is a flowchart of actions that may be taken by the TAC **10** in response to the subscriber (or other service) controlling the TAC, using the web or other packet-based system,

6

to change the subscriber's telephone provisioning or perform another function, such as make a VoIP call.

FIG. 5 is a flowchart of actions taken by the TAC **10** in response to an inbound call (using the subscriber's public phone number) to the subscriber. Examples of some of the actions taken by the TAC **10** are:

Receives SS7 data indicating an incoming call

Stores phone numbers downloaded from provisioning system

Charts identity of calling party

Checks time of day

Stores lists of numbers in groups used for processing incoming calls

Places outgoing calls in response to incoming calls according to information downloaded on the data link.

Incoming call data is received by the TAC **10** from the tandem switch **16**. The TAC **10** processor checks calling and called numbers, class of service, time of day, number lists, etc. In some cases additional data is gathered from the calling party via a DSP (Digital Signal Processing) system and stored in the system memory. The DSP system is used to play call progress tones and voice announcements as required. Voice announcements can be played through the DSP system. In response to the call data, an outgoing call to the subscriber **12** may be placed back through the tandem switch **16** by TAC **10**. The TAC **10** links the two calls and monitors the connection.

Information about the call may be collected by the TAC **10** and sent to the subscriber or a 3rd party for display. Such information may be the length of the call or information used to bill the subscriber for the use of the system. The provisioning system can also collect control information from a 3rd party and relay it back to the TAC **10**, which will then affect the call accordingly.

FIG. 6 is a flowchart of actions taken by the subscriber **12** and the TAC **10** when the subscriber desires to make an outbound call via the web or using a conventional telephone. When using the web to place a call, the subscriber may simply click a name on the computer screen **26** using a mouse.

FIG. 7 illustrates a system, using the TAC **10**, that allows wireless cell phones **28** to obtain the same provisioning options as the conventional telephones **14**. A local cell **30** and a cell switch **32** are also shown in FIG. 7.

FIG. 8 illustrates a system, using the TAC **10**, that allows fax and modem calls to benefit from the provisioning offered by the TAC **10**. The TAC **10** may interface the ISP **36** through the web **22**.

One embodiment of the invention allows a subscriber to view the current state of his/her telephone via the Internet. Internet is a term of art by which we mean an interconnection of packet switched networks. Prior to this system there was no way for a user to examine the status of a telephone line. Recently, several products have been introduced that provide a means of examining the voice message boxes.

An internet portal is connected via a data link to the TAC **10**. When a user logs onto the internet portal and is granted access to an individual subscription, the user can examine the status of calls/features. This information is transmitted from the TAC **10** to the web portal and translated into user viewables. The TAC **10** keeps track of incoming and outgoing calls based on this information.

The TAC **10** may be implemented using conventional processor hardware. The connection to the tandem switch **16** may be as simple as a telephone circuit, since the TAC **10** receives an incoming call from a caller and processes the call. Devising the software/firmware use to control the TAC **10** is

well within the capability of those skilled in the art since the various control features that can be made available are generally already known.

Certain advantages that can be obtained using the invention include the following:

- Web-Based Telecom Navigator
- Manage Incoming Call Control
- Conditional Call Blocking/Forwarding/Alerting
- Time-of-Day, Day-of-Week, Follow-Me, Caller Recognition/Password, Caller ID, etc.
- Call Screening/Retrieval from Voice Mail
- Interactive Voice Response and Speech Recognition
- Manage Outgoing Call Control
- Click-to-Dial Calling
- Group Calling and Messaging
- Web-Based Billing
- Web-Driven Personal Communications Management
- Cost-Effective Single Phone Number Access
- On-Line "Personal Digital Assistant"
- On-Line "Telcom Navigator"
- Inspired User Interaction
- Secure and Reliable Technology
- Cost-Effective Single Phone Number Access
- CLEC Status
- Free Local Calls, Incoming Calls (not 800 Toll Service)
- Retain Current Number (Local Number Portability)
- Low-Cost Calling Throughout LATA
- Flat-Rate Foreign Exchange
- Single Installation Covers Entire LATA
- VoIP Toll-Bypass
- Compatible With Existing Devices, Standards
- Standard DTMF and VoIP Phones
- Wireless Phones
- Standard Wired/Wireless and PIM Browsers
- Web-Based Personal Digital Assistant
- Centralized and Consistent Personal Data
- Build Once, Use Anywhere
- Private/Public Phone Directories and Calendars
- "Post-It" Style Annotation of Numbers
- Web Dialing
- Click-to-Dial from Web Pages, Directories, Calendars
- Multiple Phone List Management
- Unified Messaging
- Voice Mail Access, Prompts, Alert Via Web
- User Interaction
- Expected Behavior
- Compatible with Familiar Products (e.g. Palm Pilot)
- Commonality Between All Wired and Wireless
- Mode-Based Definition and Selection
- Vacation, Dinner Time, Go Away, Family Call Waiting Templates
- Learning Modes
- Persona-Based User Interaction Design
- Speech recognition
- Windows drag and drop
- Automatic Data Capture
- Build Phone List Based on Collected Usage Information
- Drag and Drop Into Lists
- Secure and Reliable Technology
- Separate Web-Site and Link Gateway
- No Direct External Access to Gateway
- Additional Security Layer
- No Denial-of-Service to Voice Links
- VoIP Link Degradation Detection
- Automatic Cutover to PSTN
- E-Commerce Security
- Billing Encryption Caller ID Based Call Routing

One advantage of using TAC 10 is its ability to enhance caller ID information. Caller ID is a common feature where a calling party's telephone number is transmitted to the called party's telephone so it can be displayed on a small display screen in the telephone. This caller ID information is provided by the calling party's central office switch. Signaling System No. 7 (SS7) is a global standard for telecommunications and defines the procedures and protocol by which network elements in the PSTN exchange information (including the caller ID) over the telephone network for call set up, routing, and control. In some telephone sets, including wireless telephones, the name of the caller associated with the telephone number is also displayed on the called party's display screen.

TAC 10 can use this automatically generated caller ID signal to provide an enhanced set of caller ID related features. One such feature is the association of the standard caller ID information with additional information about the caller stored in a memory addressed by TAC 10. The enhanced caller ID information provided through TAC 10 provides a valuable tool to the subscriber in handling incoming calls. The basic caller ID information, such as the caller's telephone number and name, can still be sent to the subscriber's phone and displayed in a conventional manner while the enhanced caller ID information may be displayed on the phone display or on the subscriber's computer monitor via the web.

The caller ID signals, pursuant to the SS7 protocol, are detected by TAC 10 when a calling party calls the subscriber using the subscriber's public telephone number, as previously described. TAC 10 then uses the basic caller ID data to address a look-up table (LUT) containing any additional information that the subscriber has entered into the LUT's memory locations for association with that caller ID data. FIG. 8 shows such a LUT 40 within or connected to TAC 10.

In one example, the subscriber may identify a prospective calling party's telephone number to TAC 10 via the Internet and then associate the number with any other information for storing in LUT 40. Such other information may be all the possible callers using the calling telephone, personal information regarding the calling party, billing information, business information, account numbers, past discussions with the caller, or any other information. When TAC 10 detects the caller ID signals, TAC 10 addresses LUT 40 and downloads the retrieved information to the subscriber's telephone display or to the subscriber's computer via the web. Since TAC 10 (including LUT 40) stores this additional information, the subscriber is not required to personally provide processing or memory devices for this feature.

Multiple subscribers use the same TAC 10 and LUT 40 but only the memory locations in LUT 40 authorized for access by a particular subscriber are available to that subscriber.

A subscriber may program TAC 10 using the various means described previously to perform any number of features on an incoming telephone call based upon the caller ID data. Such features include forwarding a call associated with that particular caller ID data to one or more other telephones, or blocking calls associated with that particular caller ID data. Such calls may be forwarded or blocked only at certain times or on certain days as requested by the subscriber. All of the other features previously described may also be applied based upon the caller ID.

When the calling party elects to block her caller ID information, displaying the caller's number and name on the subscriber's telephone may violate the privacy act, so such a restriction should be programmed into the system. However, TAC 10 may still use the caller ID information for various legal purposes. For example, the subscriber may not wish to receive phone calls from a particular phone number or calling

party. The subscriber may transmit to TAC 10 the caller ID information (e.g., the telephone number and/or the name) and instruct TAC 10 to either forward the call, block the call, or transmit any additional information from LUT 40 to the subscriber's phone display or computer monitor for screening the caller.

If caller ID information does not exist, such as where the local telephone company does not offer caller ID, TAC 10, when receiving the incoming call, can transmit an automatic message to the caller to enter identification information. TAC 10 then uses that information to address LUT 40 to identify any associated information in LUT 40 for transmission to the subscriber. TAC 10, in a recorded or simulated voice, can request the caller to enter her phone number via the telephone keypad. Alternatively, TAC can request that the caller speak her name or number, which would then be played to the subscriber or converted to text or a code by TAC 10 to address LUT 40. Alternatively, the caller can enter a personal identification number or any other type of code (e.g., the caller's name) via the keypad, which would identify the caller to TAC 10. Once obtained, the caller ID information entered can be used to route the incoming call via TAC 10 in any way programmed by the subscriber. Call routing can be based on time of day, the caller ID, any web input instructions, a direction by the calling party itself, or any other variable.

This technique is contrasted with 800-type services, which are reverse long distance services requiring the owner of the 800 number to pay for the incoming call. With 800 numbers, the caller ID must be unblocked to identify the amount of the toll. With the inventive technique, even blocked caller ID calls can result in information about the caller being transmitted to the subscriber or used by TAC 10 to selectively perform a function.

FIG. 9 is a flowchart of various scenarios that may be carried out using the caller ID feature.

In step 50 of FIG. 9, an incoming call is received by TAC 10, as previously described, by a calling party calling the subscriber's public telephone number. In all embodiments described herein, the end unit called may be a residential telephone or other communication device connected to the PSTN via a central office, such as a computer, fax machine, or other communication device. The services provided by TAC 10 may be for residential telephone service or for business telephone service.

In step 52, using the SS7 protocol, TAC 10 detects the caller ID signal (CID), if any. Even if the calling party has a blocked CID, the CID is still transmitted to TAC 10; however the blocked caller ID cannot be displayed on the called party's telephone. If the CID is detected, the process continues to steps 54 and 56, which determine whether the CID is associated with any data in a look-up table. Existing data in the look-up table associated with the CID indicates that the caller is a previous caller. If caller ID information is known without ever previously receiving a call from that party, the additional information can still be entered into the look-up table, and the calling party will be treated as not a new caller in step 54.

Assuming the caller has information stored in the look-up table, this additional information is retrieved by TAC 10 and displayed on a web page (step 58) that is accessible by the subscriber via the web. In addition, the caller's name and telephone number may also be displayed (step 60). The information may also be transmitted to the subscriber's telephone for display.

In step 62, TAC 10 performs any programmed function on the call, such as forwarding the call to the subscriber's private telephone number or another number.

The placing of the second call by TAC 10 causes the called phone to ring (step 64) as well as causes the CID and additional information to be available to the subscriber (step 66) on the subscriber's telephone display. When the subscriber answers the phone, TAC 10 completes the connection between the two parties.

The retrieved information from LUT 40 that is transmitted over the web may appear as a screen pop-up on the subscriber's monitor. This CID information can then be reviewed and edited to include new information about the caller provided during the call. The subscriber then downloads this edited information to TAC 10 so future calls from the same caller would display the new information.

In step 54 if it is determined that the CID information is not associated with any existing information in the look-up table, TAC 10 determines whether the CID is blocked (identified in the SS7 protocol) in step 68. If the CID is not blocked, then the CID information is transmitted to the subscriber's telephone when TAC 10 places the call to the subscriber's private number (or any other forwarding number), and the CID is displayed on the subscriber's phone.

In step 68, if it is determined that the CID is blocked, TAC 10 will prompt the caller, via a recorded message or a simulated voice, to press the appropriate touch tone buttons to unblock the CID (step 70). For example, TAC 10 may be programmed to detect that a "1" key is pressed by the caller to unblock CID and then treat the CID information as unblocked. Alternatively, the caller may be required to call back after pressing the proper touch tone keys to unblock the CID in a conventional way.

In step 72, if the CID is now unblocked, the CID is obtained from the caller in step 74. The process also goes to step 74 if, in step 52, the CID is not initially obtained.

In step 76, TAC 10 determines whether the CID signal has been provided by the calling party from either the automatic CID signals or from the caller manually entering the caller's telephone number, name, or PIN, as previously described. If yes, then in step 54 TAC 10 uses the CID information to determine whether the caller is a new caller, and the remainder of the process continues as previously described.

In step 72, if it is determined that the CID remains blocked after TAC 10 has prompted the caller to unblock the CID, then in step 74 it is determined by TAC 10 is step 77 (after reviewing the subscriber's programmed instructions) whether the subscriber is accepting blocked calls. If yes, TAC 10 then places a call to the subscriber's private number or any other number identified by the subscriber, and puts the blocked call through. The blocked CID information would not be transmitted to the subscriber's phone.

If the subscriber's instructions are to not accept blocked calls, then in step 78 the blocked call is not forwarded to the subscriber's phone, or the blocked call is sent to voice mail. Voice mail may be a memory internal to TAC 10, or TAC 10 may transmit a special code to the subscriber's phone that automatically causes the call to be routed to a private voice mail system.

As seen, as long as the caller ID data received by TAC 10 has information associated with it in the look-up table, the stored information can be transmitted to the subscriber even if the caller ID is blocked. Further, even blocked caller IDs can still be used by TAC 10 to perform a routing function on the call. The caller ID feature may be implemented by a software program run by the processing system in TAC 10.

Because the conventional blocked CID information provided by the phone company is never displayed to the subscriber, the tagging system does not violate the privacy act. Known features such as call trace (where CID is provided to

law enforcement people), or call return (where the blocked caller can be called back) have established a legal precedent that it is ok to use blocked CID information for certain purposes as long as the caller ID is not disclosed to the called party

Branch Calling

Branch calling is an enhanced telephone feature not believed to be provided on today's public telephone networks. This feature can be easily provided using TAC 10.

Branch calling is a technique where a caller places a first call intended for a called party to TAC 10. After receiving the call, TAC 10 looks up the call handling instructions programmed into TAC 10 by the subscriber via the web, via the telephone, or via any other technique. One set of these instructions is branch calling, which instructs TAC 10 to simultaneously call any number of different telephone numbers programmed into TAC 10 by the subscriber. The called phone numbers may be any combination of local, long distance, or cellular numbers.

When a party answers one of the ringing lines, the answering party is connected to the calling party, and the other calls are abandoned.

For branch calling to operate in the most desirable manner, the system must detect that a call has been answered in order to terminate the calls to the other telephones (or other end units). Accordingly, some form of answer supervision must be present. Answer supervision is implemented inside the PSTN but generally not available to private networks (e.g., PABXs). Since SS7 signaling supports answer supervision, it is easy for this branch calling feature to be provided through TAC 10 since TAC 10 is connected inside the PSTN.

Prior art systems without answer supervision must call each forwarding number sequentially, whereby after a certain number of preprogrammed rings, the calling stops and the next number is called until someone answers the phone. Because a ringing time-out must occur before the next call can be tried, an unrealistically long delay can occur before the call is placed to the proper telephone and finally answered. In contrast, the present invention allows TAC 10 to ring all the numbers simultaneously so the call can be answered quickly.

It is desirable that the answer supervision signaling not be delayed so that the calling and called parties may be connected quickly when the call is answered and so that during the delay time two parties do not answer two different ringing phones.

FIG. 10 is a flowchart of some scenarios in branch calling, whereby an incoming call to TAC 10 causes TAC 10 to place at least two new calls simultaneously and, when one of these phones is answered, the remaining calls are abandoned.

In step 80 of FIG. 10, TAC 10 receives an incoming call.

In step 82, TAC 10 looks up the routing instructions for the DNIS (Dialed Number Identification Service) and caller ID (if any). The DNIS identifies the number that was called, and the caller ID (CID) identifies the calling telephone number and sometimes the caller. DNIS works by transmitting the touch tone digits to TAC 10. A subscriber for TAC 10 may program TAC 10, as previously described, to perform any number of functions based upon the DNIS number, the CID, the time of day, or based upon any other factor. Such instructions may be stored in a look-up table addressed by the subscriber's public phone number (identified by the DNIS number). Since multiple subscribers will be using the same TAC 10, TAC 10 needs to know what number was dialed in order to perform the function on the call selected by the subscriber.

In step 86, TAC 10 identifies the features to apply to the incoming call. If the instructions are to block the call, then TAC 10 blocks the call in step 87. In the present example, it is

assumed that the feature the subscriber wants to apply is a branch calling feature where two telephone numbers are to be called by TAC 10.

In step 88, TAC 10 generates a ring back tone to the caller to indicate that a telephone is ringing.

In step 90, TAC 10 places a call to a first telephone number, which causes the called phone to ring (step 92). Parallel operations are performed for a second phone number in steps 93 and 95.

In step 96, it is determined by TAC 10 whether the first phone has been answered using answer supervision signaling provided by SS7 (step 98).

In response to the answer supervision signaling, TAC 10 abandons the other call to the second telephone (step 100).

In step 102, TAC 10 completes the phone call by connecting the calling party to the answered telephone. This process may be applied to other than telephones, such as computers or other types of communication equipment.

In step 96, if the call is not answered after the ring, it is determined whether the other telephone has been answered (step 104). If not, the two phones continue to ring.

If it is determined in step 104 that another telephone has been answered (i.e., the answer supervision signal has been received by TAC 10), the call to the first telephone is abandoned (step 106).

The same operation is performed with respect to the second telephone call in steps 108-112.

Any number of telephone calls may be simultaneously placed by TAC 10 in response to a branch calling instruction.

In step 86, if the instructions programmed by the subscriber are to block the call, then TAC 10 blocks the call in step 116.

While particular embodiments of the present invention have been shown and described, it will be obvious to those skilled in the art that changes and modifications may be made without departing from this invention in its broader aspects and, therefore, the appended claims are to encompass within their scope all such changes and modifications that fall within the true spirit and scope of this invention.

What is claimed is:

1. A method of using control criteria to route a communication between a user with access to a voice over IP (VOIP) communication network, and a called party with access to the public switched telephone network (PSTN) comprising:
 - receiving at a controller a signaling message indicating a communication from the user via the VOIP network;
 - using information in the signaling message to retrieve control criteria from a database, where the control criteria has been authenticated and derived from selections previously made by said user via a web server; and
 - using the control criteria to route the communication from the controller to the called party via a PSTN tandem switch that is separate from a central office switch without traversing any intervening switches between the controller and the PSTN tandem switch.
2. The method of claim 1 where the communication comprises a call.
3. The method of claim 1 where the communication comprises a short message.
4. The method of claim 1 where the signaling message indicating a communication is for a first call, and the routing of the communication constitutes a second call from the controller.
5. The method of claim 4 where the control criteria includes a phone number of the user.
6. The method of claim 4 where the selections made by the user via a web server include a selection of a phone number.

13

7. The method of claim 4 where the selections made by the user via a web server include an entering of a credit card number.

8. The method of claim 4 where the selections made by the user via a web server include an entering of personal information.

9. The method of claim 4 where the selections made by the user via a web server include a selection of features.

10. The method of claim 9 where the selection of features includes a selection of selective call forwarding.

11. The method of claim 9 where the selection of features includes a selection of caller ID blocking.

12. The method of claim 4 where the control criteria include security measures.

13. The method of claim 12 where the security measures include the prevention of denial of service attacks.

14. The method of claim 12 where the security measures include no direct access to a gateway.

14

15. The method of claim 12 where the security measures include an additional security layer to prevent hacking.

16. The method of claim 12, wherein the security measures include VOIP link degradation detection.

17. The method of claim 12, wherein the security measures include automatic cutover to the PSTN.

18. The method of claim 12, wherein the security measures include conditional call blocking.

19. The method of claim 12, wherein the security measures include call logging.

20. The method of claim 12, wherein the security measures include authentication of a calling party.

21. The method of claim 1 where the controller is of a distributed nature supporting multiple subsystems.

22. The method of claim 21, where one of the multiple subsystems is a digital signal processing (DSP) subsystem.

* * * * *

UNITED STATES PATENT AND TRADEMARK OFFICE
CERTIFICATE OF CORRECTION

PATENT NO. : 8,848,894 B2
APPLICATION NO. : 13/358353
DATED : September 30, 2014
INVENTOR(S) : Samuel F. Wood, Jerry A. Klein and Margaret Susan Asprey

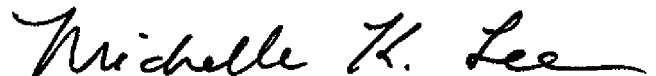
Page 1 of 1

It is certified that error appears in the above-identified patent and that said Letters Patent is hereby corrected as shown below:

On the Title Page

In Item (56) References Cited, under Foreign Patent Documents, page 4, line 79, column 2, please delete "WO99135802" and insert --WO099/35802--.

Signed and Sealed this
Seventeenth Day of March, 2015



Michelle K. Lee
Director of the United States Patent and Trademark Office

000024