



US008473552B1

(12) **United States Patent Marks**

(10) **Patent No.:** US 8,473,552 B1  
(45) **Date of Patent:** Jun. 25, 2013

(54) **COMMUNICATIONS SYSTEM**

FOREIGN PATENT DOCUMENTS

(76) Inventor: **Daniel L Marks**, Urbana, IL (US)

EP 336 552 A2 10/1989  
OTHER PUBLICATIONS

(\* ) Notice: Subject to any disclaimer, the term of this patent is extended or adjusted under 35 U.S.C. 154(b) by 952 days.

Vinod Anupam et al., Shastra—An Architecture for development of collaborative applications, Proceedings Second Workshop on Enabling Technologies: Infrastructure for Collaborative Enterprises, Apr. 1993, pp. 155-163.\*

(21) Appl. No.: **11/510,351**

Andreas Dieberger, Providing Spatial Navigation for the World Wide Web, Spatial Information theory a Theoretical Basis for GIS, Lecture Notes in Computer Science, vol. 988, 1995, pp. 93-106.\*

(22) Filed: **Aug. 24, 2006**

Lee Newberg et al., Integrating the World-Wide Web and Multi-User Domains to Support Advanced Network-Based Learning Experiments, Conference Proceedings of ED-MEDIA 1995, pp. 494-499.\*

**Related U.S. Application Data**

(Continued)

(63) Continuation of application No. 09/399,578, filed on Sep. 20, 1999, which is a continuation of application No. 08/617,658, filed on Apr. 1, 1996, now Pat. No. 5,956,491.

Primary Examiner — Patrice Winder

(74) Attorney, Agent, or Firm — Peter K. Trzyna, Esq.

(51) **Int. Cl.**  
**G06F 15/16** (2006.01)

(57) **ABSTRACT**

(52) **U.S. Cl.**  
USPC ..... **709/206; 709/204; 709/225**

A computerized human communication arbitrating and distributing system, including a controller digital computer and a plurality of participator digital computers, each of the participator computers including an input device for receiving human-input information from a human user and an output device for presenting information to the user, each said user having a user identity. A connection, such as Internet, links the controller computer with each of the participator computers. Controller software runs on the controller computer to arbitrate in accordance with predefined rules including said user identity, which ones of the participator computers can interact in one of a plurality of groups through the controller computer and to distribute real time data to the respective ones of the groups. Participator software runs on each of the participator computers to handle a user interface permitting one said user to send a multimedia information message to the controller computer, which arbitrates which of the participator computers receive the multimedia information message and conveys the multimedia information message to the selected participator computers to present the multimedia information to the respective user.

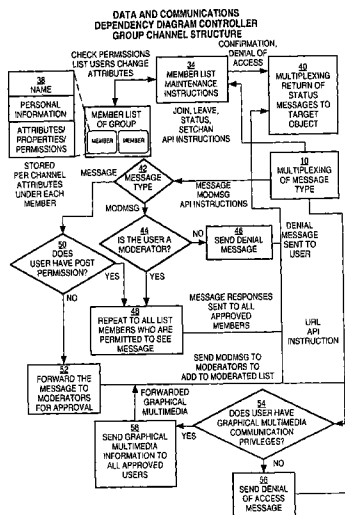
(58) **Field of Classification Search**  
USPC ..... 709/204–207, 225  
See application file for complete search history.

(56) **References Cited**

U.S. PATENT DOCUMENTS

5,347,632	A	9/1994	Filepp et al.	
5,408,470	A	4/1995	Rothrock et al.	
5,440,624	A *	8/1995	Schoof, II	379/202.01
5,452,299	A *	9/1995	Thessin et al.	370/260
5,616,876	A	4/1997	Cluts	84/609
5,689,553	A *	11/1997	Ahuja et al.	379/202.01
5,771,355	A *	6/1998	Kuzma	709/232
5,774,668	A	6/1998	Choquier et al.	
5,793,365	A	8/1998	Tang et al.	345/329
5,880,731	A	3/1999	Liles et al.	345/349
5,941,947	A *	8/1999	Brown et al.	709/225
6,560,707	B2	5/2003	Curtis et al.	713/163

**64 Claims, 22 Drawing Sheets**



## OTHER PUBLICATIONS

- TY Hou et al., An active multimedia System for Delayed Conferencing, Proceedings of the SPIE Conference on High-Speed Networking and Multimedia Computing, San Jose CA, 1994, pp. 97-104.\*
- Paul Tarau et al., LogiMOO: an Extensible Multi-User Virtual World with Natural Language Control, The Journal of Logic Programming, 1993, col. 12, pp. 1-23.\*
- Office Action—Final Rejection Dated Apr. 8, 2004 from U.S. Appl. No. 09/399,578.
- Meloan, Steve. CU-SeeMe. Tech Toys. 1995 Urban Desires. pp. 1-2 <http://desires.com/1.6/Toys/Cuseeme/cuseeme.html>.
- “ITU-T: Telecommunication Standardization of Sector ITU: Series T: Terminal Equipments and Protocols for Telematic Services,” International Telecommunication Union, T.120, (Jul. 1996) pp. 1-24.
- “T.120 Whitepaper: A Primer on the T.120 Series Standard,” DataBeam Corporation, 1995, pp. 1-15.
- “Complaint: Brian Hollander vs. Peter K. Trzyna and PTK Technologies, LLC,” Filed Nov. 13, 2007, pp. 1-18.
- “Amendment and Response,” for U.S. Appl. No. 11/510,473, filed Feb. 5, 2010, pp. 1-26.
- “Preliminary Amendment,” for U.S. Appl. No. 11/510,473, filed Nov. 30, 2007, pp. 1-21.
- “Office Action” for U.S. Appl. No. 11/510,473, mailed on Oct. 5, 2009, pp. 1-49.
- “Preliminary Amendment,” for U.S. Appl. No. 11/510,463, filed Nov. 30, 2007, pp. 1-12.
- “Office Action” for U.S. Appl. No. 11/510,463, mailed on Sep. 22, 2009, pp. 1-27.
- Pavel Curtis et al., MUDS Grow Up: Social Virtual Reality in the Real World, Xerox PARC, Jan. 1993, 6 pages.
- “Corrected Amendment and Response” for U.S. Appl. No. 11/510,463, filed Apr. 1, 2010, pp. 1-16.
- “Amendment and Response” for U.S. Appl. No. 11/510,463, filed Mar. 22, 2010, pp. 1-16.
- “Preliminary Amendment,” for U.S. Appl. No. 11/836,633, filed Nov. 30, 2007, pp. 1-3.
- Tim Meyer et al., A MOO-Based Collaboration Hypermedia System for WWW, Proceedings for Second International Conference for WWW, Oct. 1994.
- Paul Kindberg et al., Mushroom: a framework for collaboration and interaction across the Internet, in the Proceedings of ERCIM Workshop on CSCW and the Web, Feb. 1996, 11 pages.
- “Amendment and Response” filed on Feb. 5, 2010, for U.S. Appl. No. 11/510,473, filed Aug. 24, 2006, by inventor Daniel L. Marks.
- “Preliminary Amendment” filed on Nov. 30, 2007, for U.S. Appl. No. 11/510,473, filed Aug. 24, 2006, by inventor Daniel L. Marks.
- “Office Action” mailed on Oct. 5, 2009, for U.S. Appl. No. 11/510,473, filed Aug. 24, 2006, by inventor Daniel L. Marks.
- “Preliminary Amendment” filed on Nov. 30, 2007, for U.S. Appl. No. 11/510,463, filed Aug. 24, 2006, by inventor Daniel L. Marks.
- “Office Action” mailed on Sep. 22, 2009, for U.S. Appl. No. 11/510,463, filed Aug. 24, 2006, by inventor Daniel L. Marks.
- “MUDS Grow Up: Social Virtual Reality in the Real World”. Curtis P. and Nichols, D.A. Xerox PARC. (Jan. 1993) pp. 1-6.
- “Corrected Amendment and Response” filed on Apr. 1, 2010, for U.S. Appl. No. 11/510,463, filed Aug. 24, 2006, by inventor Daniel L. Marks.
- “Amendment and Response” filed on Mar. 22, 2010, for U.S. Appl. No. 11/510,463, filed Aug. 24, 2006, by inventor Daniel L. Marks.
- “Preliminary Amendment” filed on Nov. 30, 2007, for U.S. Appl. No. 11/836,633, filed Aug. 9, 2007, by inventor Daniel L. Marks.
- “Fourth Preliminary Amendment” filed on May 25, 2010, for U.S. Appl. No. 11/836,633, filed Aug. 9, 2007, by inventor Daniel L. Marks.
- “Third Preliminary Amendment” filed on May 7, 2010, for U.S. Appl. No. 11/836,633, filed Aug. 9, 2007, by inventor Daniel L. Marks.
- “Preliminary Amendment” filed on Apr. 14, 2010, for U.S. Appl. No. 11/836,633, filed Aug. 9, 2007, by inventor Daniel L. Marks.
- “Office Action-Final Rejection” mailed on Jun. 28, 2010, for U.S. Appl. No. 11/510,463, filed Aug. 24, 2006, by inventor Daniel L. Marks.
- Bentley et al., Supporting collaborative information sharing with the WorldWideWeb: The BSCW shared workspace system, Proceedings of the 4th International World Wide Web Conference, Dec. 1995, 12 pages.
- Atul Prakash et al., DistiView for Building Efficient Collaborative Applications using Replicated Objects, Proceeding of the 1994 ACM conference on Computer supported cooperative work, 12 pages.
- Kankanahalli Srinivas et al., MONET: A Multi-media System for Conferencing and Application Sharing in Distributed Systems, Feb. 1992, CERC Technical Report Series Research Note, 19 pages.
- “Office Action-Final Rejection” mailed on May 12, 2010, for U.S. Appl. No. 11/510,473, filed Aug. 24, 2006, by inventor Daniel L. Marks.
- Atul Prakash et al., DistView for Building Efficient Collaborative Applications using Replicated Objects, Proceedings of the 1994 ACM conference on Computer supported cooperative work, pp. 153-164.
- K.J. Maly et al., Mosaic + XTV = CoReview, Computer Networks and ISDN Systems, vol. 27 Issue 6, Apr. 1995, pp. 849-860, Proceedings of the Thrid International World Wide Web Conference.
- Trzyna, Peter K., “Amendment After Final and Request for Reconsideration” filed Jan. 16, 2013, for U.S. Appl. No. 11/836,633, filed Aug. 9, 2007, pp. 1-14. USA.
- Trzyna, Peter K., “Amendment After Final” filed Feb. 19, 2013, for U.S. Appl. No. 09/399,578, filed Sep. 20, 1999, pp. 1-177. USA.
- T. Socolofsky et al., Request for Comments (RFC) 1180: A TCP/IP Tutorial, Network Working Group, Jan. 1991, pp. 1-29.
- Anupam, Vinod “Collaborative Multimedia Environments for Problem Solving.” A Thesis Submitted to Purdue University. (Aug. 1994), pp. 1-212, Ann Arbor, MI.
- Bajaj, Chandrajit et al. “Collaborative Multimedia in Shastra.” 3rd International Conference on Multimedia, San Francisco, CA (1995). pp. 365-366.
- Anupam, Vinod et al. “Collaborative Multimedia in Scientific Design.” Proceedings: First ACM Multimedia Conference, ACM Multimedia 93, Anaheim, California, ACM Press, (1993). pp. 447-456.
- Anupam, Vinod et al. “Shastra—An Architecture for Development of Collaborative Applications.” Proceedings: Second IEEE Workshop on Enabling Technologies: Infrastructure for Collaborative Enterprises, Morgantown, (1993). pp. 155-166.
- Bajaj, Chandrajit et al. “Brokered Collaborative Infrastructure for CSCW.” Proceedings: Fourth IEEE Workshop on Enabling Technologies: Infrastructure for Collaborative Enterprises, Berkeley Springs, West Virginia, IEEE Computer Society Press, (1995), pp. 207-213.
- Anupam, Vinod et al. “Shastra: Multimedia Collaborative Design Environment.” IEEE Multimedia, 1, 2, (1994), pp. 39-49.
- Anupam, Vinod et al. “Distributed and Collaborative Visualization.” IEEE Computer, 27, 7, (Jul. 1994), pp. 37-43.
- Bajaj, Chandrajit et al. “Web based Collaborative Visualization of Distributed and Parallel Simulation.” In Proceedings of the 1999 IEEE Symposium on Parallel Visualization and Graphics, (Oct. 24-29, 1999), San Francisco, CA, pp. 47-54.
- Bajaj, Chandrajit et al. “NLS: Collaborative Virtual Environment to Promote Shared Awareness.” Proceedings: Workshop on New Paradigms in Information Visualization and Manipulation NPIV’96, In conjunction with Fifth ACM International Conference on Information and Knowledge Management (CIKM’96), (1996), pp. 41-45.
- Bajaj, Chandrajit et al. “Web Based Collaboration-Aware Synthetic Environments” Proceedings of the 1997 GVU/NIST TEAMCAD workshop, Atlanta, GA, 1997, 143-150.
- Oikarinen, J. & Reed, D. Internet Relay Chat Protocol. May 1993. pp. 1-69.
- Expert Report of Bruce M. Maggs. pp. 1-134.

\* cited by examiner

FIG. 1

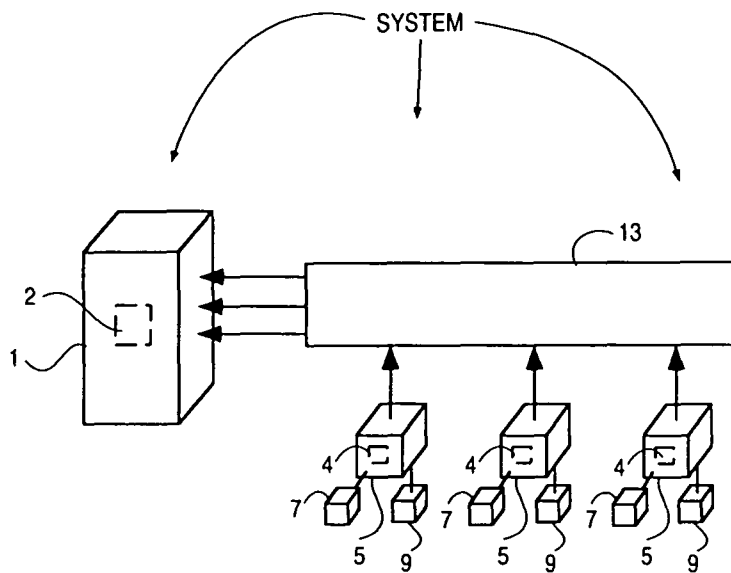


FIG. 2

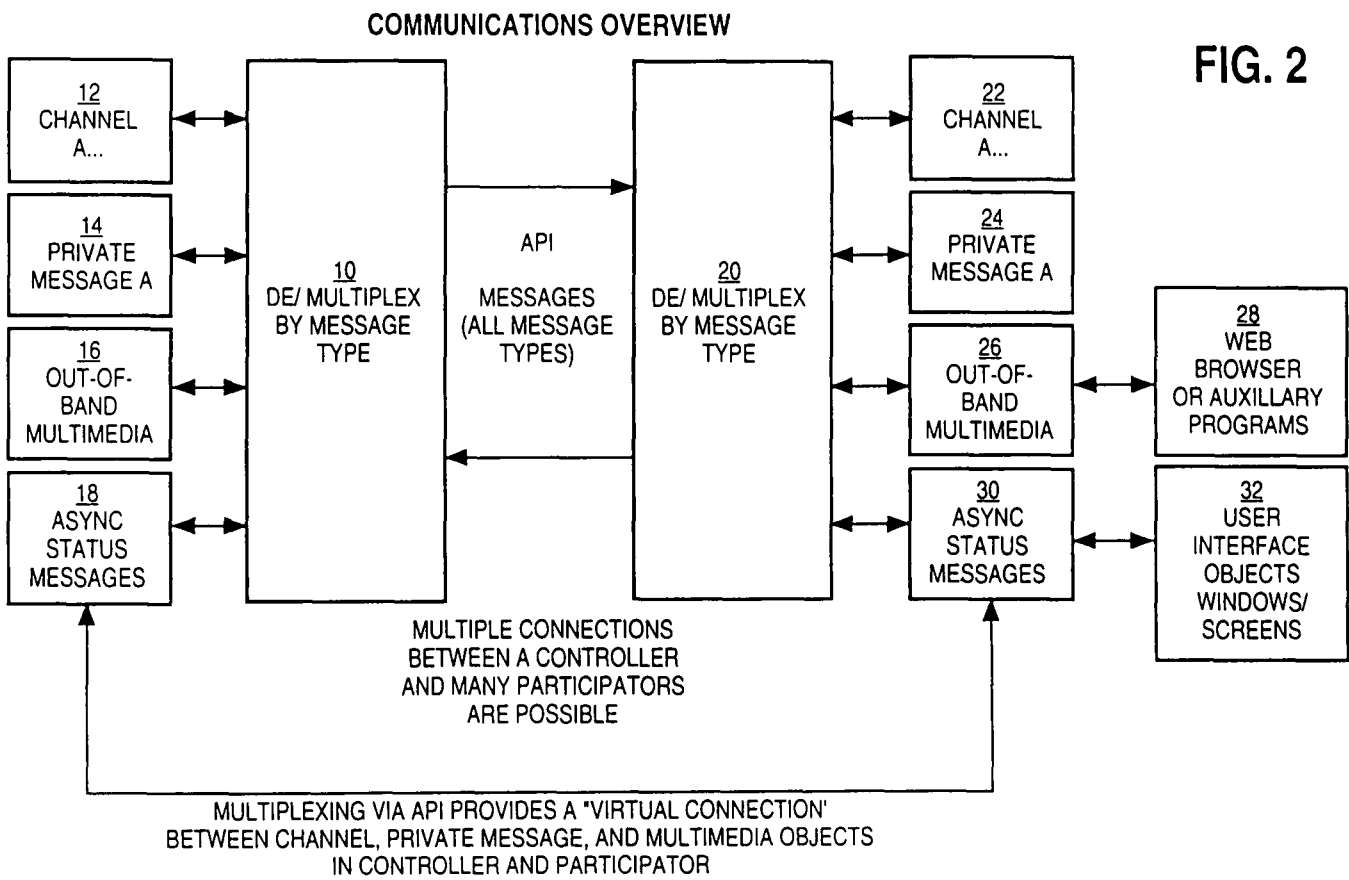


FIG. 3

DATA AND COMMUNICATIONS  
DEPENDENCY DIAGRAM CONTROLLER  
GROUP CHANNEL STRUCTURE

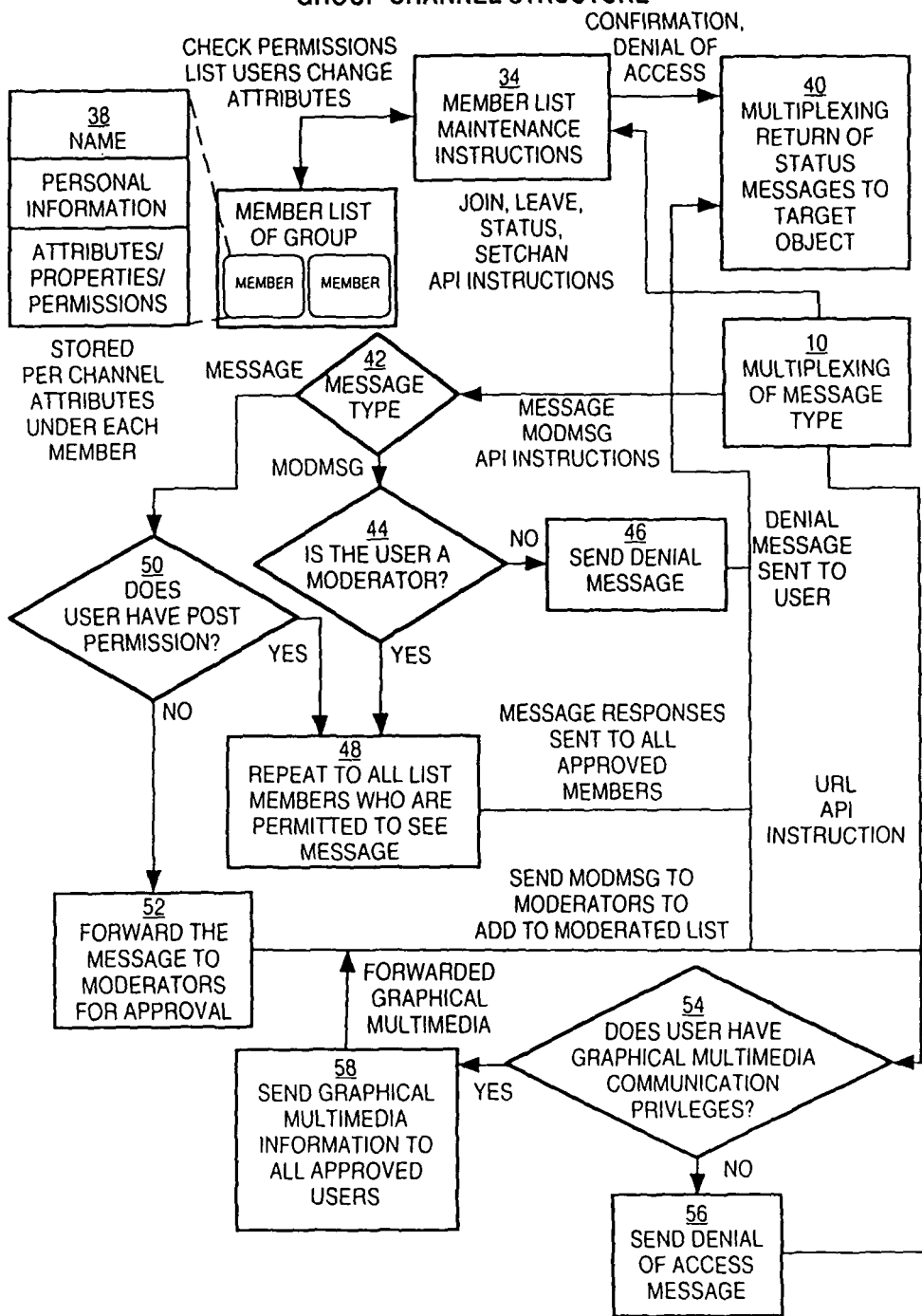


FIG. 4

CENTRAL CONTROLLER LOOP COMMUNICATIONS

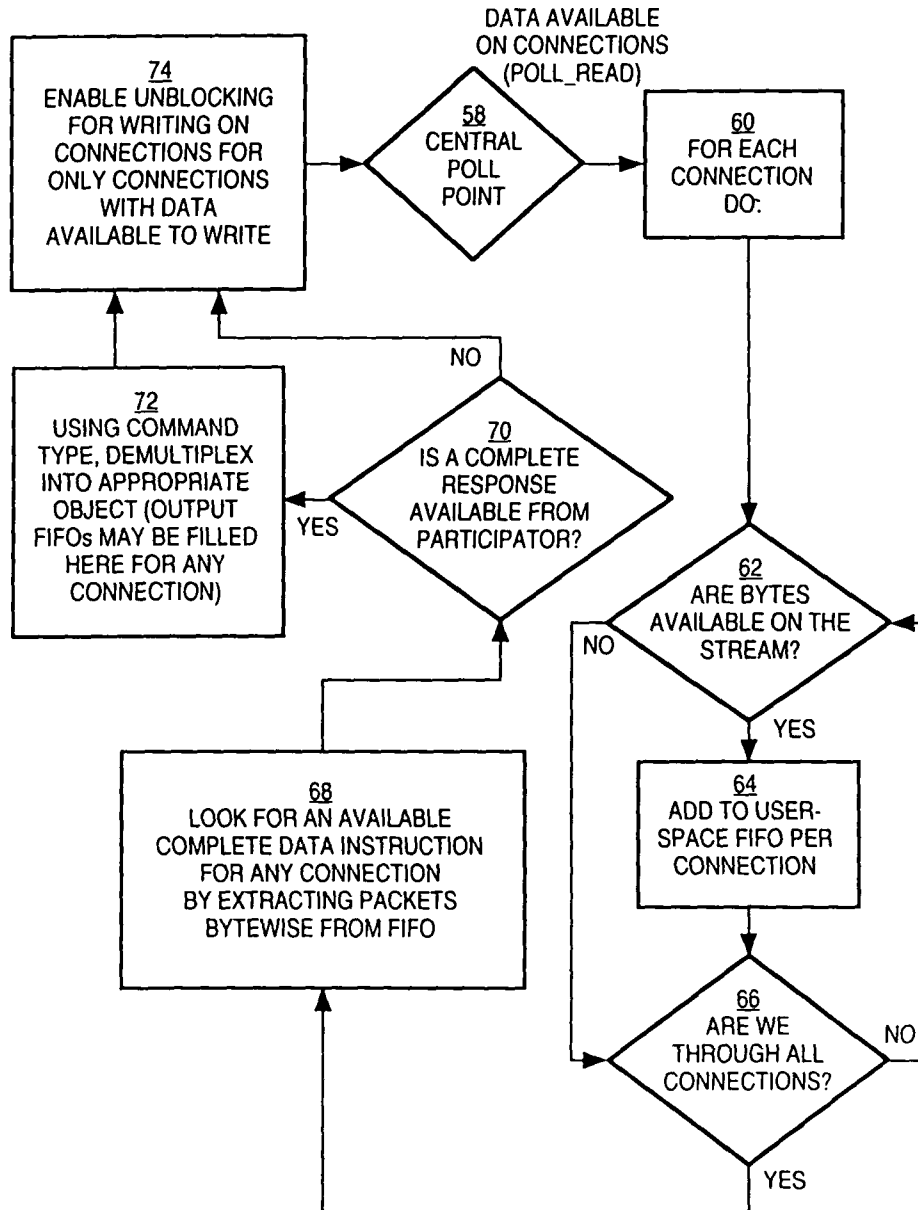


FIG. 5

CLIENT CHANNEL DATA STRUCTURE AND INFORMATION FLOW DIAGRAM

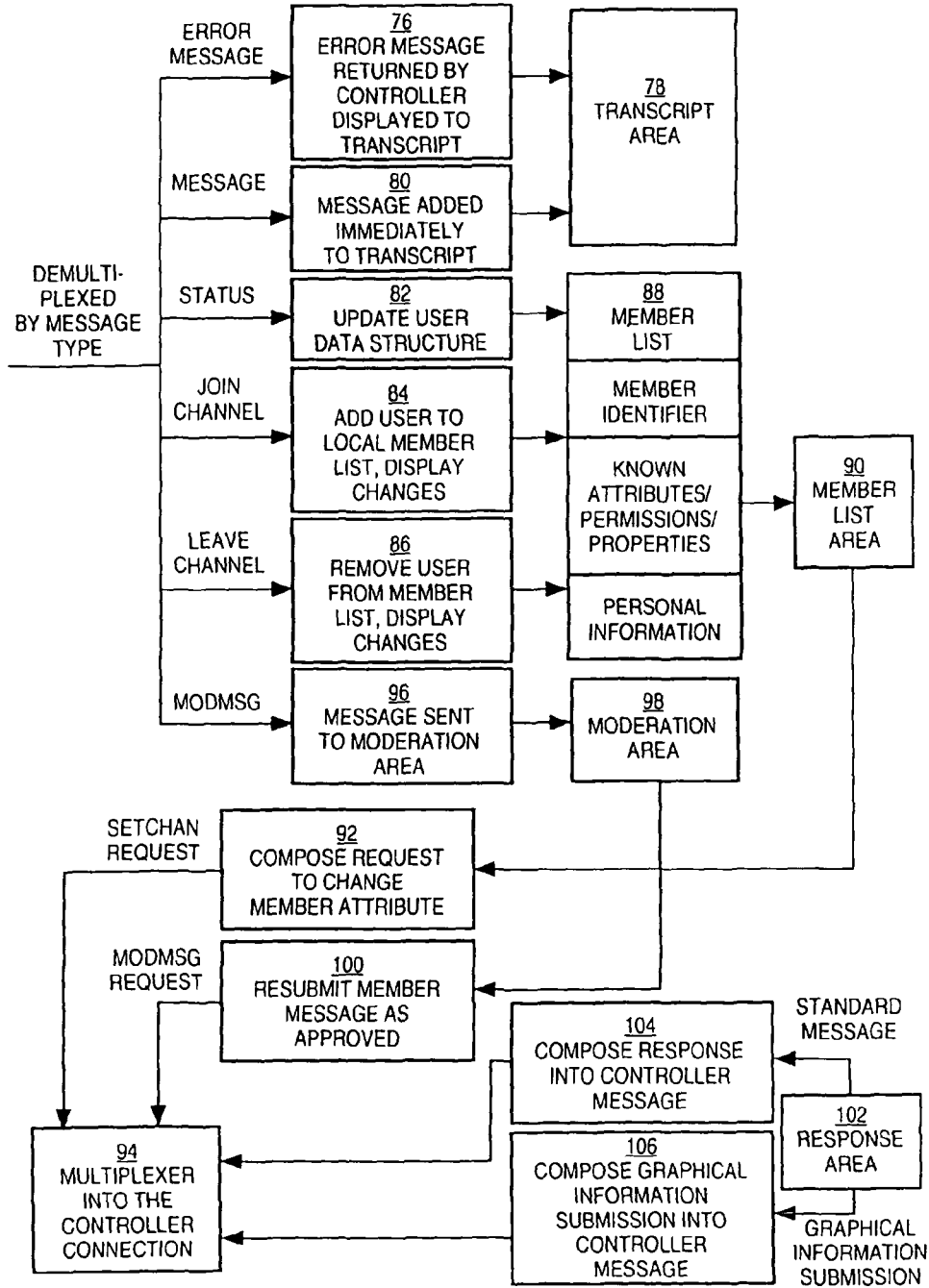


FIG. 6

PARTICIPATION SOFTWARE OUT-OF-BAND MULTIMEDIA  
OUT-OF-BAND MULTIMEDIA INFORMATION FLOW DIAGRAM

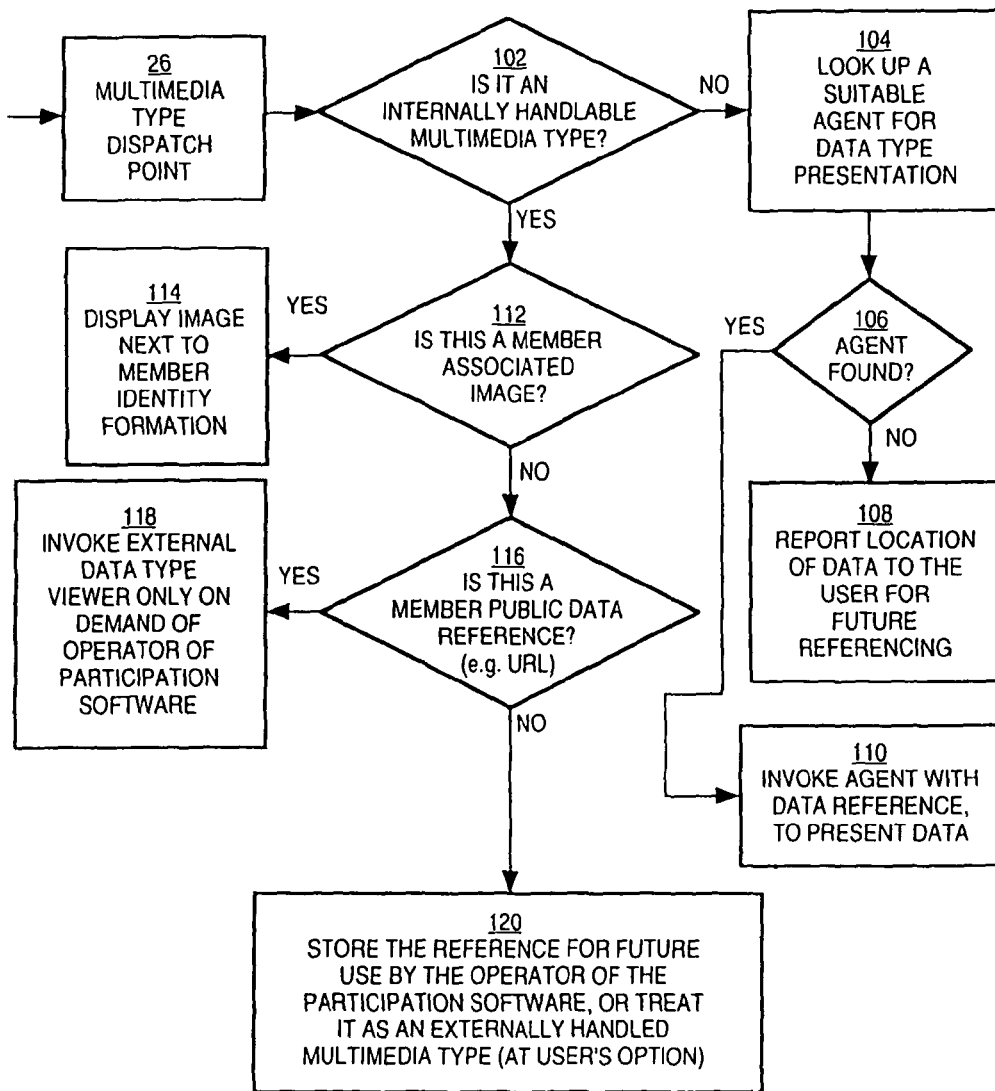




FIG. 7

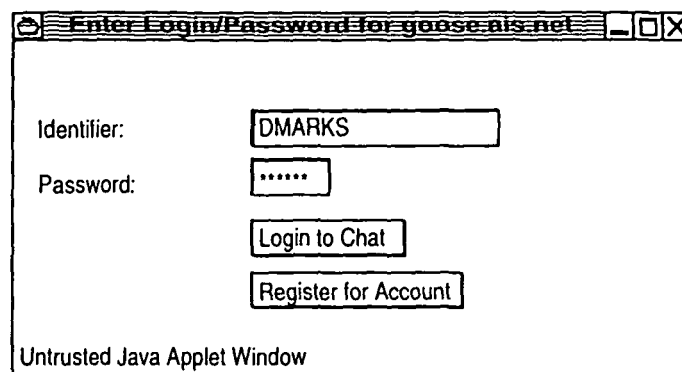


FIG. 8

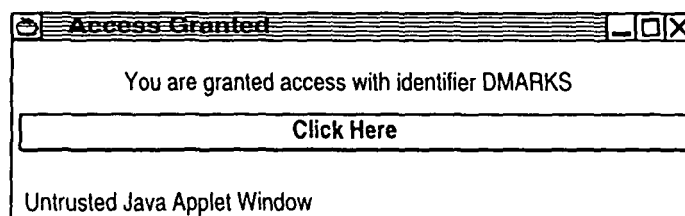


FIG. 9




FIG. 10

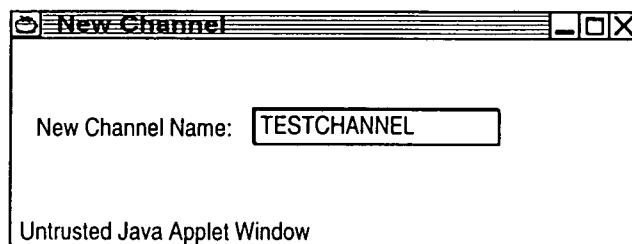


FIG. 11

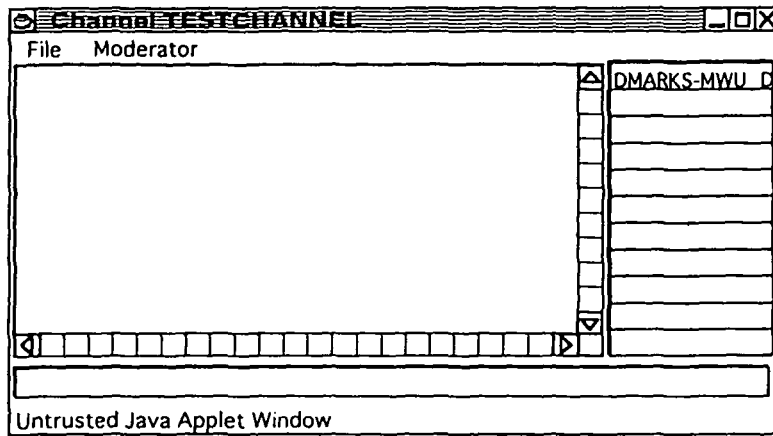


FIG. 12

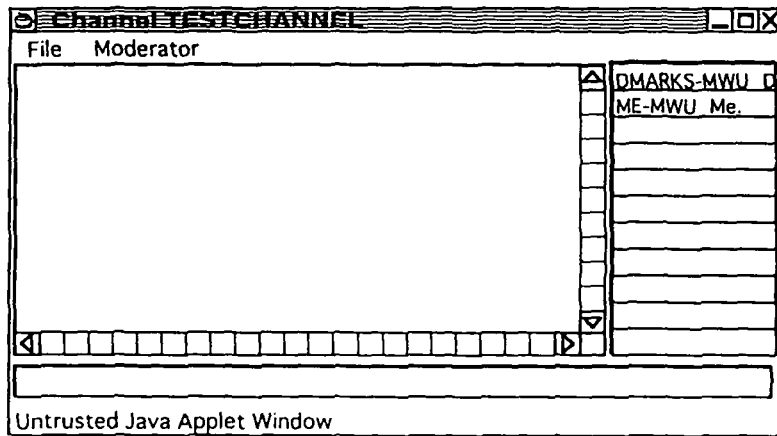


FIG. 13

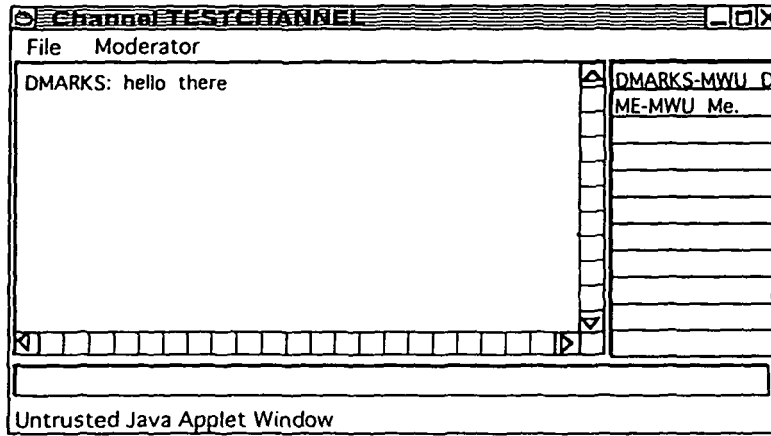


FIG. 14

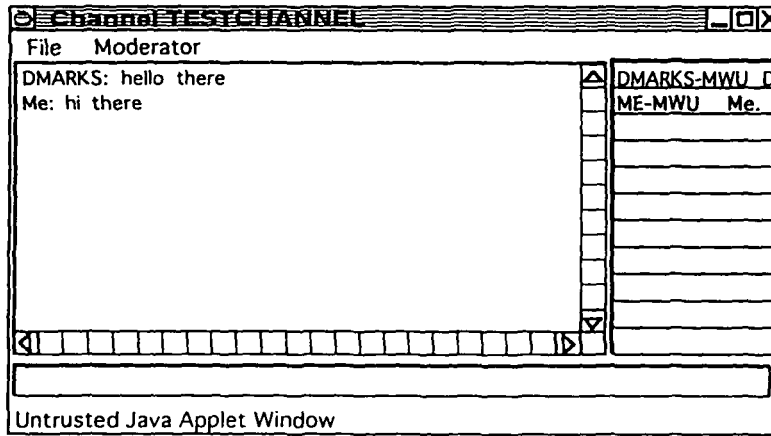


FIG. 15

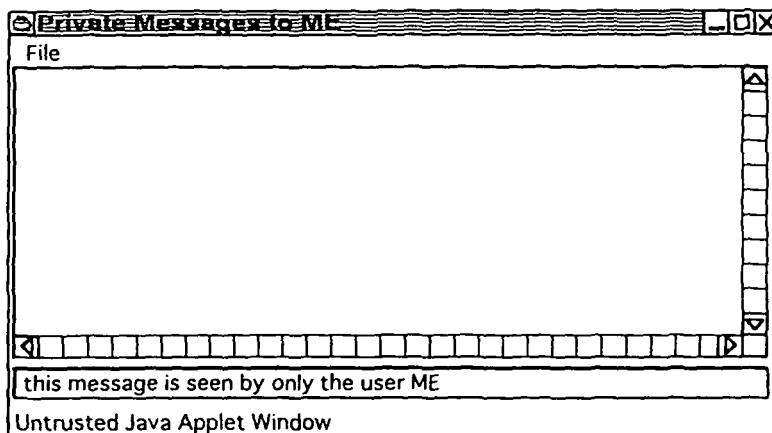


FIG. 16

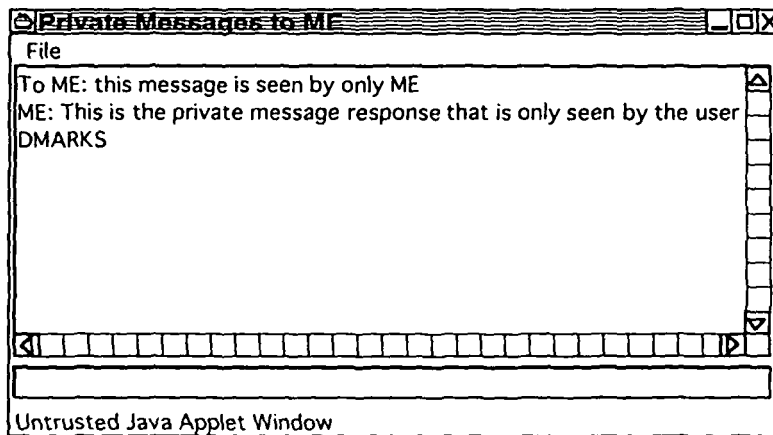


FIG. 17

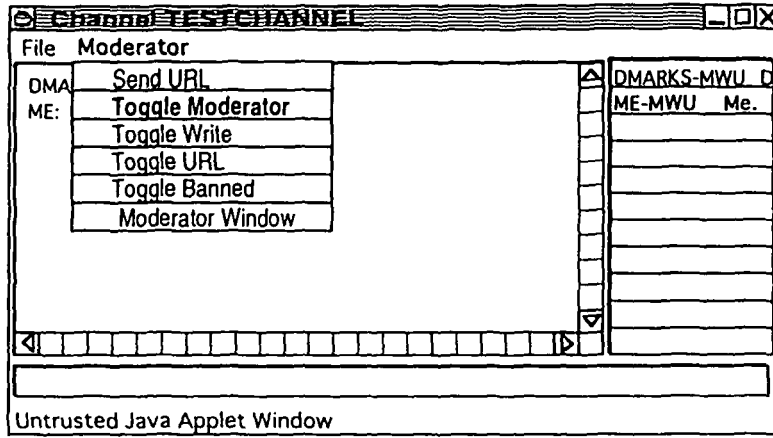


FIG. 18

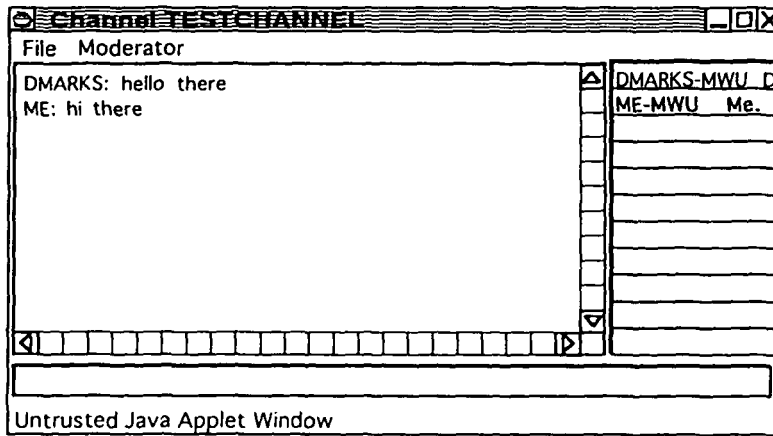


FIG. 19




FIG. 20

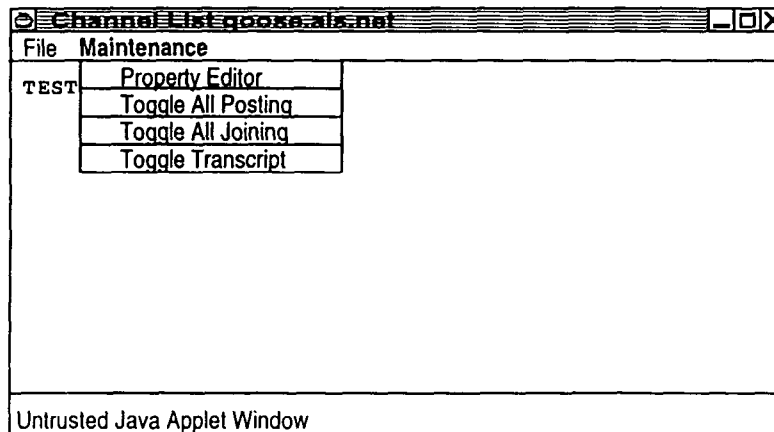


FIG. 21

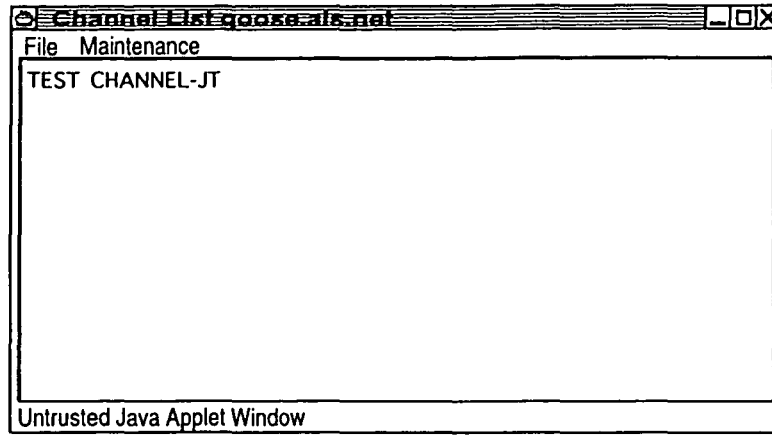


FIG. 22

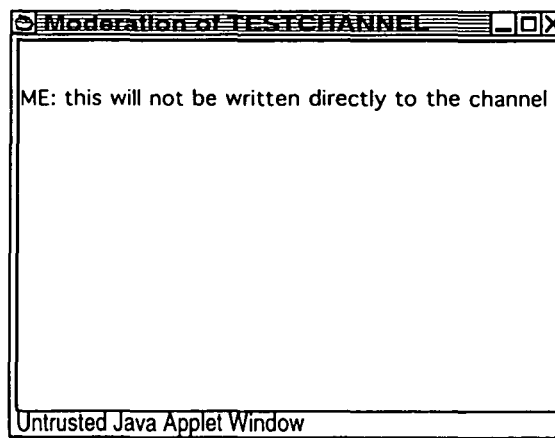




FIG. 23

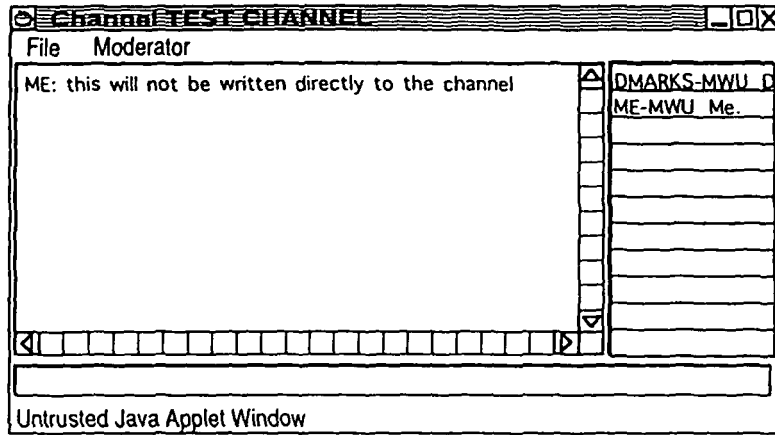


FIG. 24

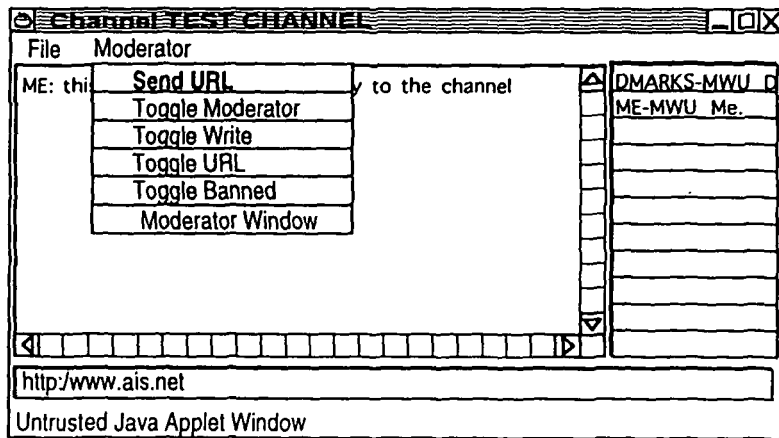


FIG. 25

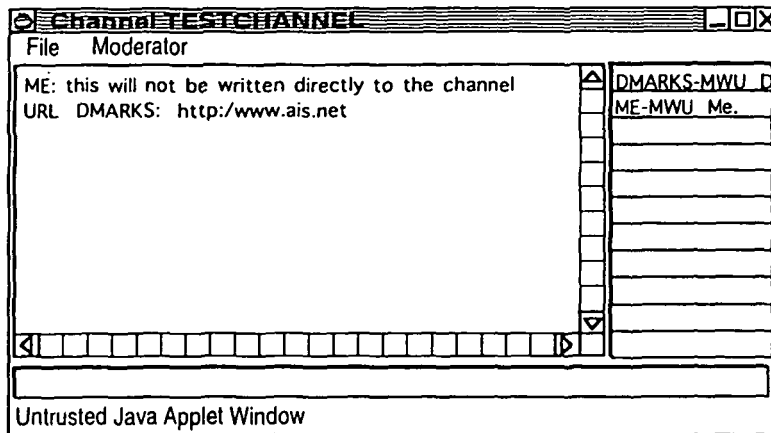


FIG. 26




FIG. 27

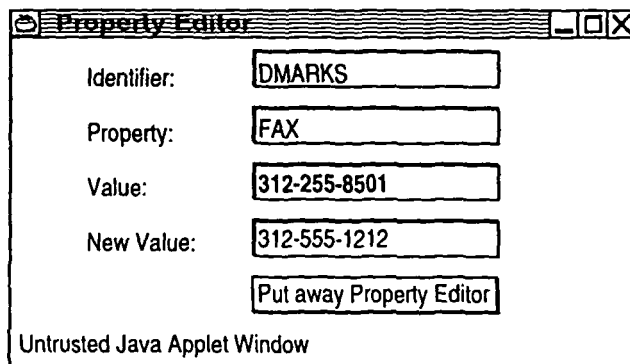


FIG. 28

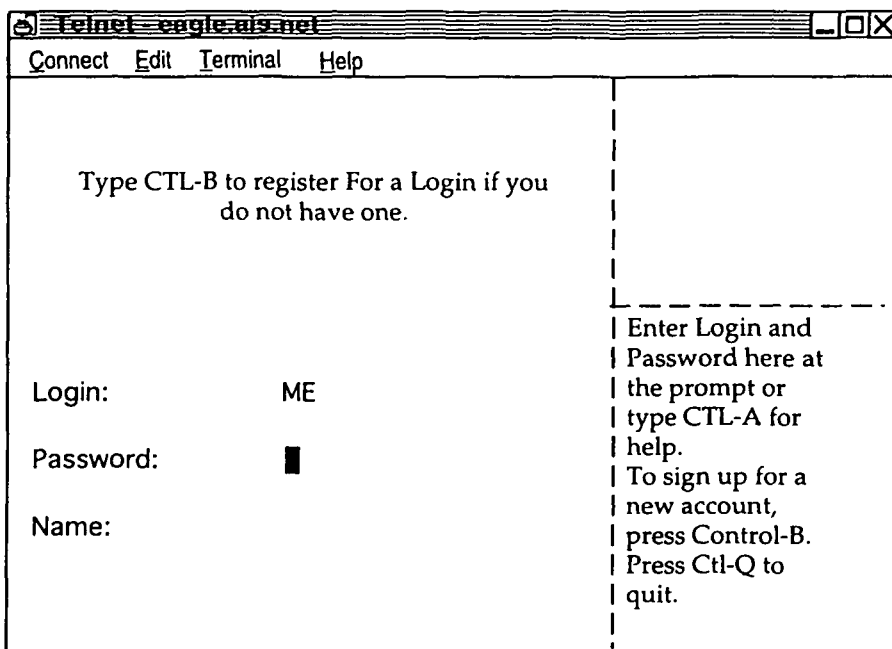


FIG. 29

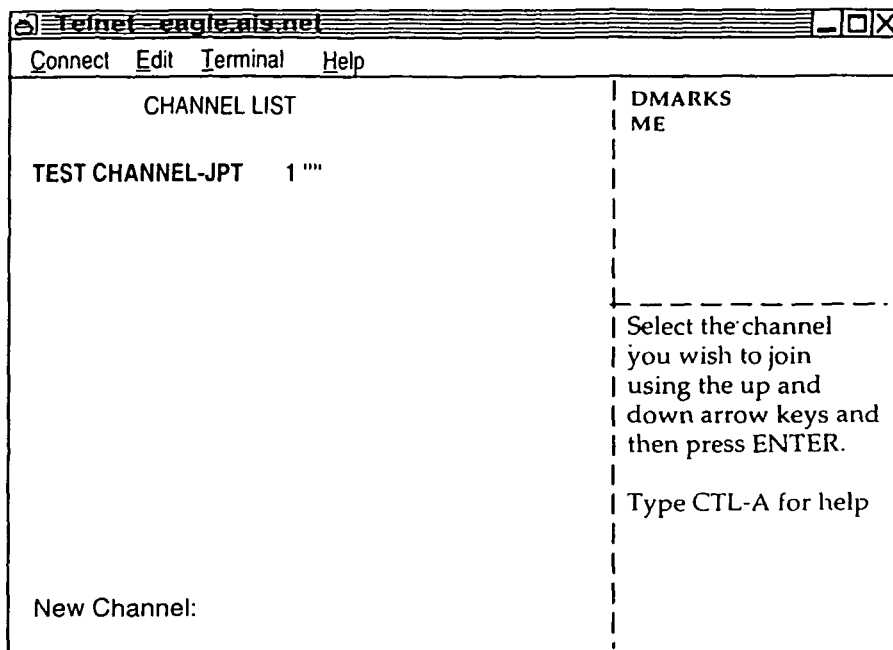


FIG. 30

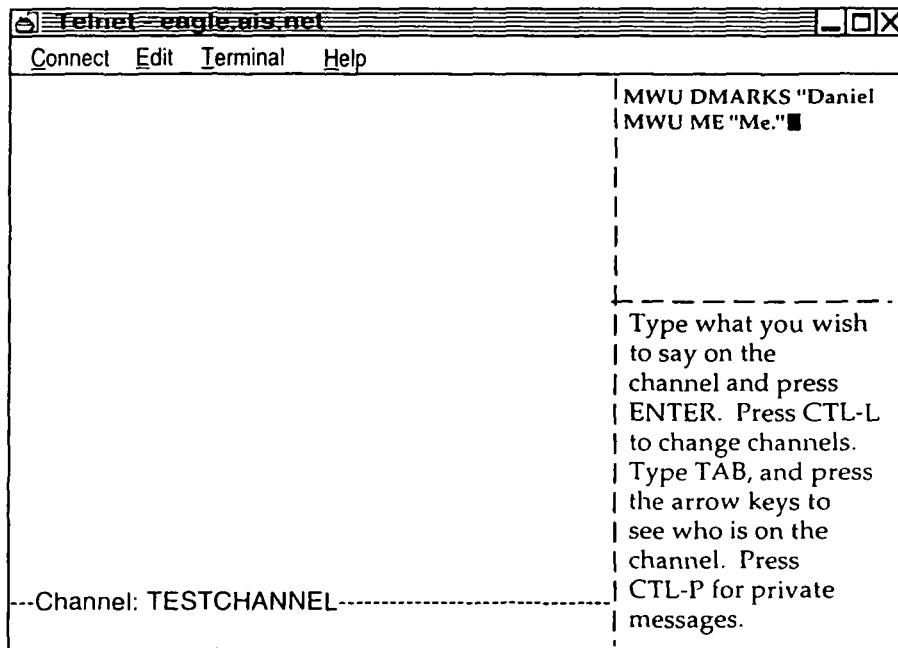


FIG. 31

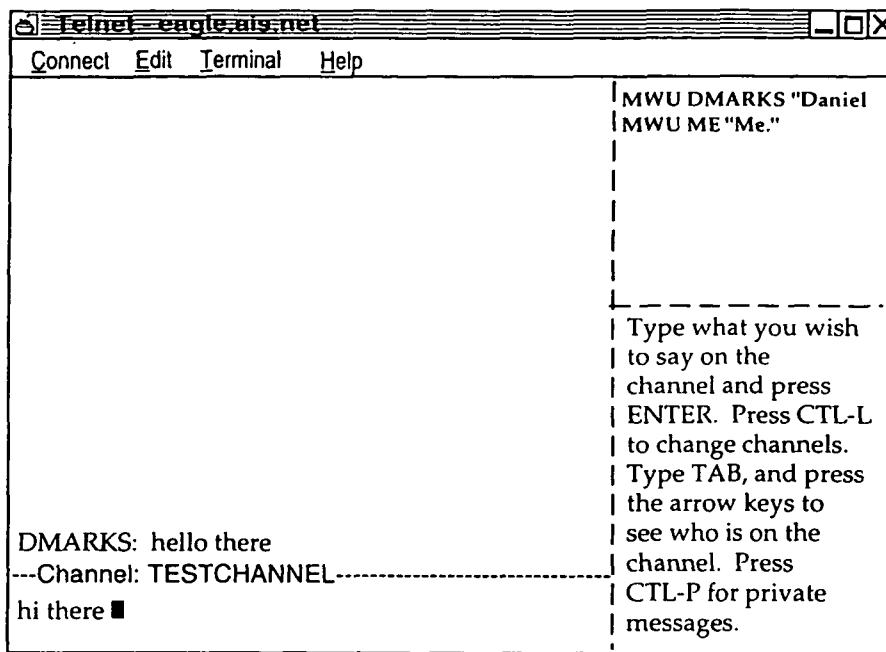


FIG. 32

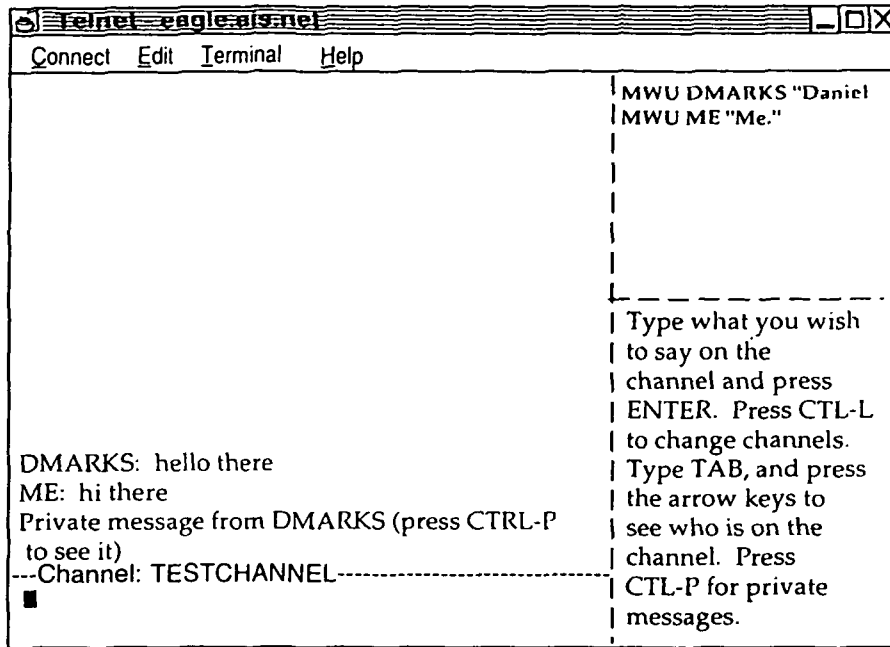


FIG. 33

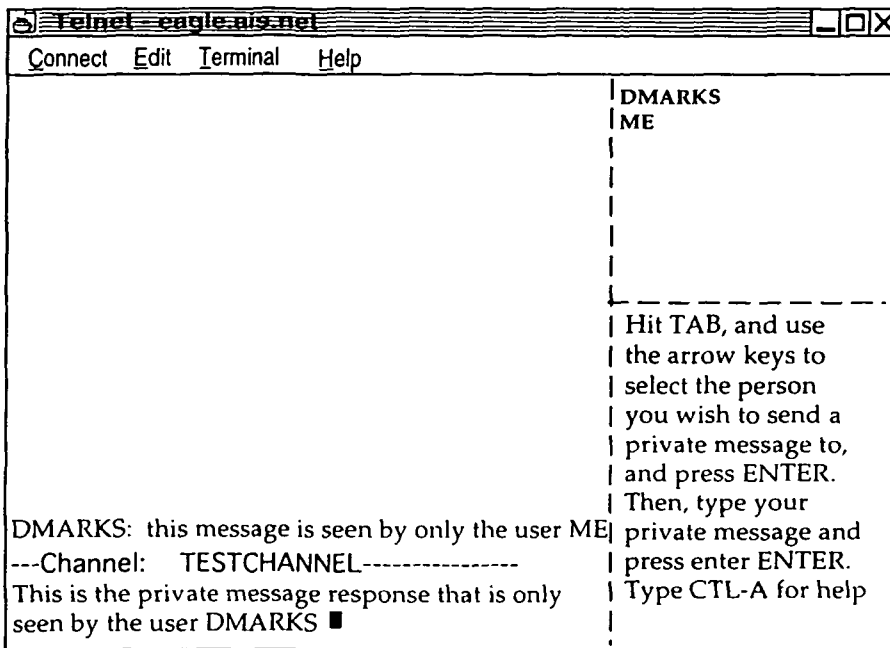
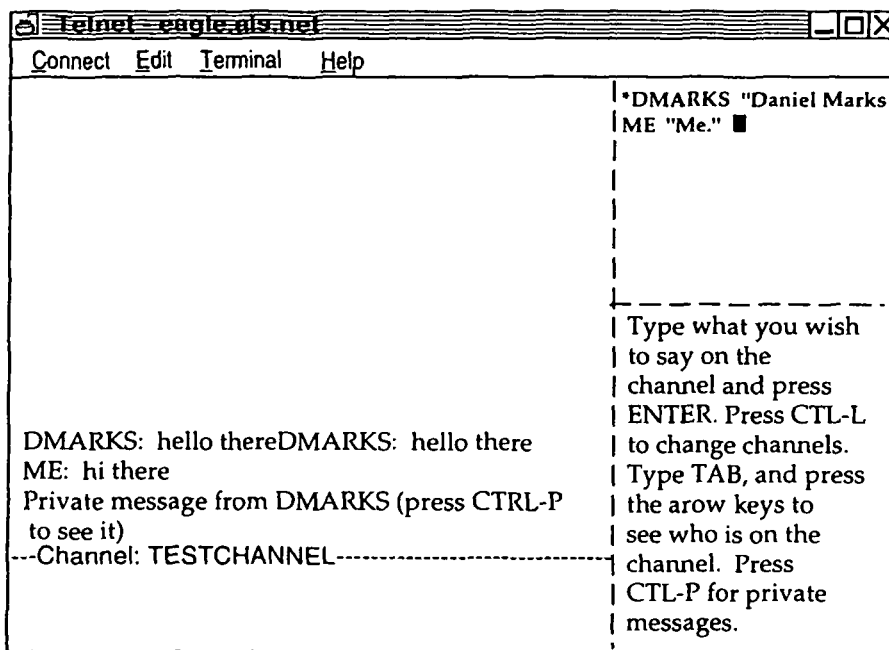


FIG. 34





## COMMUNICATIONS SYSTEM

## I. PRIORITY DATA

The present patent application is a continuation of and incorporates by reference U.S. patent application Ser. No. 09/399,578 filed by the same inventor on Sep. 20, 1999, as well as U.S. patent application Ser. No. 08/617,658, issuing as U.S. Pat. No. 5,956,491, on Sep. 21, 1999, titled Group Communications Multiplexing System that was filed by the same inventor on Apr. 1, 1996. U.S. patent application Ser. No. 09/399,578, filed Sep. 20, 1999, is a continuation of U.S. patent application Ser. No. 08/617,658, filed Apr. 1, 1996, issuing as U.S. Pat. No. 5,956,491, on Sep. 21, 1999.

## II. FIELD OF INVENTION

This invention is directed to an apparatus, a manufacture, and methods for making and using the same, in a field of digital electrical computer systems. More particularly, the present invention is directed to a digital electrical computer system involving a plurality of participator computers linked by a network to at least one of a plurality of participator computers, the participator computers operating in conjunction with the controller computer to handle multiplexing operations for communications involving groups of some of the participator computers.

## III. BACKGROUND OF THE INVENTION

Multiplexing group communications among computers ranges from very simple to very complex communications systems. At a simple level, group communications among computers involves electronic mail sent in a one way transmission to all those in a group or subgroup using, say, a local area network. Arbitrating which computers receive electronic mail is a rather well understood undertaking.

On a more complex level, corporations may link remote offices to have a conference by computer. A central computer can control the multiplexing of what appears as an electronic equivalent to a discussion involving many individuals.

Even more complex is linking of computers to communicate in what has become known as a "chat room." Chat room communications can be mere text, such as that offered locally on a file server, or can involve graphics and certain multimedia capability, as exemplified by such Internet service providers as America On Line. Multiplexing in multimedia is more complex for this electronic environment.

On the Internet, "chat room" communications analogous to America On Line have not been developed, at least in part because Internet was structured for one-way communications analogous to electronic mail, rather than for real time group chat room communications. Further, unlike the an Internet service provider, which has control over both the hardware platform and the computer program running on the platform to create the "chat room", there is no particular control over the platform that would be encountered on the Internet. Therefore, development of multiplexing technology for such an environment has been minimal.

Even with an emergence of the World Wide Web, which does have certain graphical multimedia capability, sophisticated chat room communication multiplexing has been the domain of the Internet service providers. Users therefore have a choice between the limited audience of a particular Internet Service provider or the limited chat capability of the Internet.

## IV. SUMMARY OF THE INVENTION

It is an object of the present invention to overcome such limitations of the prior art and to advance and improve the

technology of group computer multiplexing to enable better computerized group communications.

It is another object of the present invention to provide a computerized human communication arbitrating and distributing system.

It is yet another object of the present invention to provide a group communication multiplexing system involving a controller digital computer linked to a plurality of participator computers to organize communications by groups of the participator computers.

It is still another object of the present invention to link the controller computer and the plurality of computers with respective software coordinated to arbitrate multiplexing activities.

It is still a further object of the present invention to provide a chat capability suitable for handling graphical, textual, and multimedia information in a platform independent manner.

These and other objects and utilities of the invention, which apparent from the discussion herein, are addressed by a computerized human communication arbitrating and distributing system. The system includes a controller digital electrical computer and a plurality of participator digital computers, each of the participator computers including an input device for receiving human-input information and an output device for presenting information to a user having a user identity. A connection such as the Internet links the controller computer with each of the participator computers.

Controller software runs on the controller computer, programming the controller computer to arbitrate in accordance with predefined rules including said user identity, which ones of the participator computers can interact in one of a plurality of groups communicating through the controller computer and to distribute real time data to the respective ones of the groups.

Participator software runs on each of the participator computers to program each of the participator computers to operate a user interface. The user interface permits one of the users to send and/or receive a multimedia information message to the controller computer, which arbitrates which of the participator computers receives the multimedia information message. The controller computer also conveys the multimedia information message to the selected participator computers to present the multimedia information to the respective user.

Therefore, for a computer system involving a plurality of programmed participator computers running the participator computer program can interact through a programmed controller computer with the controller computer multiplexing the communications for groups formed from the plurality, as well as arbitrating communications behavior.

## V. BRIEF DESCRIPTION OF THE DRAWINGS

FIG. 1 is a depiction of hardware suitable for performing the present invention;

FIG. 2 is a communications overview of the present invention.

FIG. 3 is a data and communications dependency diagram for the controller group channel structure of the present invention.

FIG. 4 is a flow chart of the central controller loop communications for the controller computer.

FIG. 5 is a client channel data structure and information flow diagram of the present invention.

FIG. 6 is a participator software out-of-band multimedia information flow diagram of the present invention.

FIG. 7 is an illustration of a login/password screen of the present invention.

FIG. 8 is an illustration of a confirmation screen of the present invention.

FIG. 9 is an illustration of a channel list area screen of the present invention.

FIG. 10 is an illustration of a New Channel option pull-down menu screen of the present invention.

FIG. 11 is an illustration of a member on a new channel screen of the present invention.

FIG. 12 is an illustration of a second member on the new channel screen of the present invention.

FIG. 13 is an illustration of a communication on the new channel screen of the present invention.

FIG. 14 is an illustration of a private message window on the new channel screen of the present invention.

FIG. 15 is an illustration of a private message displayed on the private message window on the new channel screen of the present invention.

FIG. 16 is a further illustration of the private message on the private message window on new channel screen of the present invention.

FIG. 17 is an illustration of an attribute revocation on the new channel screen of the present invention.

FIG. 18 is a further illustration of the new channel screen of the present invention.

FIG. 19 is an illustration of the channel list window screen of the present invention.

FIG. 20 is an illustration of the toggle posting option on a screen of the present invention.

FIG. 21 is an illustration of a moderated version of the new channel screen of the present invention.

FIG. 22 is an illustration of a communication on a moderation window screen of the present invention.

FIG. 23 is an illustration of the communication passed on to the moderated version of the new channel screen of the present invention.

FIG. 24 is an illustration of a communication, for sending a graphical multimedia message, on to the moderated version of the new channel screen of the present invention.

FIG. 25 is an illustration, showing the name of the URL, on a moderated version of the new channel screen of the present invention.

FIG. 26 is an illustration of data associated with the graphical multimedia message on a moderated version of the new channel screen of the present invention.

FIG. 27 is an illustration of a proprietary editor, suitable for a dialog to change tokens, on a screen of the present invention.

FIG. 28 is an illustration of a text-based interface login/password screen of the present invention.

FIG. 29 is an illustration of a text-based interface group screen of the present invention.

FIG. 30 is another illustration of a text-based interface group screen of the present invention.

FIG. 31 is another illustration of a text-based interface group screen of the present invention.

FIG. 32 is an illustration of a text-based interface private message screen of the present invention.

FIG. 33 is another illustration of a text-based interface private message screen of the present invention.

FIG. 34 is another illustration of a text-based interface group with moderator screen of the present invention.

VI. DETAILED DESCRIPTION OF THE DRAWINGS

In providing a detailed description of a preferred embodiment of the present invention, reference is made to an appendix hereto, including the following items.

- ALLUSER C
- ALLUSER H
- CHANNEL C
- CHANNEL H
- CHANNEL HLP
- CLIST C
- CLIST H
- CLIST HLP
- EDITUSER C
- EDITUSER H
- ENTRYFRM C
- ENTRYFRM H
- ENTRYFRM HLP
- HELP C
- HELP H
- HELPSCR C
- HELPSCR H
- LINEEDIT C
- LINEEDIT H
- LIST C
- LIST H
- LOGIN HLP
- MAIN C
- MAKEFILE
- MESSAGE C
- MESSAGE H
- MODERAT HLP
- PRIVATE C
- PRIVATE H
- PRIVATE HLP
- SOCKIO C
- SOCKIO H
- STR C
- STR H
- UCCLIENT
- USER C
- USER H
- WINDOW C
- WINDOW H

Note that the appendix includes code for two different embodiments: a Tellnet embodiment and a JAVA embodiment. Documentation and error messages, help files, log files, are also included in the appendix. While platform controlled embodiments are within the scope of the invention, it is particularly advantageous to have a platform independent embodiment, i.e., an embodiment that is byte code compiled.

Referring now to FIG. 1, the overall functioning of a computerized human communication arbitrating and distributing System 1 of the present invention is shown with odd numbers designating hardware or programmed hardware, and even numbers designating computer program logic and data flow. The System 1 includes a digital Controller Computer 3, such as an Internet service provider-type computer. The Controller Computer 3 is operating with an operating system.

System 1 also includes a plurality of digital Participator Computers 5, each of which may be an IBM-compatible personal computer with a processor and a DOS operating system. Each of the Participator Computers 5 includes an Input Device 7 for receiving human-input information from a respective human user. The Input Device 7 can be, for example, a keyboard, mouse or the like. Each of the Participator Computers 5 also includes an Output Device 9 for presenting information to the respective user. The Output Device 9 can be a monitor, printer (such as a dot-matrix or

5

laser printer), or preferably both are used. Each of the Participator Computers **5** also includes a Memory **11**, such as a disk storage means.

The System **1** includes a Connection **13** located between, so as to link, the Controller Computer **3** with each of the Participator Computers **5**. The Connection **13** can be an Internet or more particularly, a World Wide Web connection.

The Controller Computer **3** is running and under the control of Controller Software **2**, which directs the Controller Computer **3** to arbitrate in accordance with predefined rules including a user identity, which ones of the Participator Computers **5** can interact in one of a plurality of groups through the Controller Computer **3** and to distribute real time data to the respective ones of the groups.

The Participator Computers **5** are each running and under the control of Participator Software **4**, which directs each of the Participator Computers **5** to handle a user Interface **6** permitting one said user to send a multimedia information Message **8** to the Controller Computer **3**, which arbitrates which of the Participator Computers **5** receives the multimedia information Message **8** and which conveys the multimedia information Message **8** to the selected participator computers **5** to present the multimedia information Message **8** to the respective user.

The present invention comprehends communicating all electrically communicable multimedia information as Message **8**, by such means as pointers, for example, URLs. URLs can point to pre-stored audio and video communications, which the Controller Computer **3** can fetch and communicate to the Participator Computers **5**.

Turning now to FIG. **2**, there is shown a communications overview of the present invention. Beginning with the Controller Computer Software **2**, reference is made to Block **10**, which illustrates demultiplexing and multiplexing operations carried out by message type on API messages of all types. Block **10** links to Block **12**, which is illustrative of channel A . . . . Block **10** also links to Block **14**, which illustrates handling private message A. Block **10** also links to Block **16**, illustrative of handling out-of-band media. Block **10** additionally links to Block **18**, which illustrates asynchronous status messages.

Multiple connections between the controller computer **3** and a plurality of participator computers **5** permit communication implemented via the interplay of controller software **2** and participator software **4**. With particular regard to the participator software **4** illustrated in FIG. **2**, Block **20** is illustrative of demultiplexing and multiplexing operations carried out by message type on API messages of all types. Block **20** links to Block **22**, which is illustrative of channel A . . . . Block **20** also links to Block **24**, which illustrates handling private message A. Block **20** also links to Block **26**, illustrative of handling out-of-band media via Block **28**, which is illustrative of a Web browser or auxiliary computer program. Block **20** also links to Block **30**, which illustrates asynchronous status message handling via Block **32**, illustrative of user interface objects windows and screens.

De/multiplexing via API provides a "virtual connection" between Channel, Private Message, and Multimedia objects in the controller computer **3** and each participator computer **5**. An alternate architecture is to allow for a separate connection between each object so that multiplexing/demultiplexing is not necessary and each object handles its own connection. This would influence system performance, however.

Turning now to FIG. **3**, a data and communications dependency diagram controller group channel structure is illustrated. Beginning from what is designated as a portion of Block **10** the logic flows to Block **34** to consider JOIN,

6

LEAVE, STATUS, SETCHAN API instructions. Block **34** examines member list maintenance instructions, accessing Block **36** to check permissions, list users, and change attributes. Note the exploded window **38** shows a display of member information including a user's name, personal information, and attributes/properties/permissions (operations involving the subsequently discussed tokens), i.e., stored per channel attributes under each member. In any case, confirmation or denial of access is communicated via Block **40** for multiplexing return of status messages to a target object.

From the portion of Block **10**, the logic flows to Block **42** for MESSAGE and MODMSG API instructions. Block **42** tests which of the two instructions were received, and for MODMSG, the logic flows to Block **44**, which tests whether the user is a moderator. If the user is not a moderator, the logic flows to Block **46**, which sends a denial message through Block **40**. If, however, the in Block **44** the user is a moderator, the logic flows to Block **48** for a repeat to all list members who are permitted to see the message, via Block **40**.

Returning to Block **42**, if MESSAGE is detected, the logic flows to Block **50**, which tests whether a user has post permission. If the user has post permission, the logic flows to Block **48**, etc. If the user does not have post permission, the logic flows to Block **52** to forward the message to moderators for approval, via Block **40**.

Additionally, the logic flows from Block **10** to Block **54** for a URL API instruction. Block **54** tests whether the user has graphical multimedia communication privileges, and if not, the logic flows via Block **56**, which sends a denial message via Block **40**. Otherwise, if the user does have graphical multimedia communications privileges in Block **54**, Block **58** sends graphical multimedia information to all approved users via Block **40**.

Turning now to FIG. **4**, central controller loop communications is illustrated. For the data on central poll point **58** (see Appendix POLL\_POINT), a "do" loop begins at Block **60** for each connection. Block **62** tests whether bytes are available on the data stream. If they are, the bytes are added to user space FIFO per connection at Block **64**, leading to Block **66**, which tests whether there are any more connections. Note that in FIG. **4**, if there are no more bytes available in Block **62**, the logic skips to Block **66**, and if Block **66** is not finished with all connections, the loop returns to Block **62**. When all connections have been completed in Block **62**, the logic flows to Block **68**, which looks for an available complete data instruction for any connection by extracting packets byte-wise from the FIFO. Thereafter, Block **70** tests whether there is a complete response available from the participator computer. If the response is complete, the logic flows to Block **72** which, using a command type, demultiplexes into an appropriate object (output FIFOs may be filled here for any connection). The logic from Block **72** joins the "no" branch from Block **70** at Block **74**, which enables unblocking for writing connections for only connections with data available to write, looping back to Block **58**.

FIG. **5** shows a client channel data structure and information flow diagram. From a message that is demultiplexed by message type, there are six possibilities: ERROR MESSAGE, MESSAGE, STATUS, JOINCHANNEL, LEAVECHANNEL, and MODMSG. ERROR MESSAGE is communicated to Block **76**, where the error message is displayed to the transcript in the transcript area of Block **80**. MESSAGE is communicated to Block **78** where the message is immediately added to the transcript in transcript area **78**. STATUS is communicated to Block **82** to update user data structure; JOINCHANNEL is communicated to Block **84** to remove a user from the member list and display the change;

and LEAVECHANNEL is communicated to Block 86. From Block 82, Block 84, and Block 88, the logic flows to Block 88, which includes a member list, a member identifier, known attributes/permissions/properties, and personal information. From Block 88, the logic proceeds to Block 90, a member list area, and on to Block 92 to compose a request to change a member attribute. This "SETCHAN request is then communicated to Block 94, which is the multiplexer leading to the controller computer connection.

MODMSG is communicated to Block 96, which sends the message to the moderation area of Block 98, and then to Block 100 to resubmit a member message as approved, thereby conveying a MODMSG request to Block 94.

Note that a response is prepared in the response area of Block 102. If the response is a standard message, it is conveyed to Block 104 to compose the response into a controller message, thereby sending a MESSAGE request to box 94. If, however, the message is a graphical information submission, the logic flows from Block 102 to Block 106 to compose the graphical information submission into a controller message, thereby sending a URL request to Block 94.

FIG. 6 is a participator software out-of-band multimedia information flow diagram, which begins with Block 26, the multimedia type patch point. Block 26 leads to Block 102, which tests whether there is an internally handlable multimedia type. If not, Block 104 looks up a suitable agent for data type presentation, which leads to Block 106, which tests whether an agent was found. If not, Block 108 reports location of data to the user for future referencing. If the agent is found in Block 106, the logic flows to Block 110, which invokes the agent with a data reference to present the data.

If the multimedia type is internally handlable from Block 102, the logic flows to Block 112, which tests whether this is a member associated image. If it is a member associated image, Block 114 displays the image next to member identity information, and if it is not, the logic flows to Block 116, which tests if this is a member public data reference (e.g., a URL). If a URL is detected at Block 116, Block 118 invokes an external data type viewer only on demand of the operator of the participator software, and otherwise Block 120 stores the reference for future use by the operator of the participator software, or treats the reference as an externally handled multimedia type (at the user's option).

With further regard to the manner of interaction between the controller computer 3 and the participator computers 5, and their respective computer programs 2 and 4, includes a moderation capability that is controlled, or arbitrated, pursuant to system 1 recognizing user identity. Note that using the user identity for moderation purposes is a use additional to the use of the user identity for security purposes.

One embodiment of the present invention is to bring chat capability to the internet and World Wide Web. However, another embodiment involves non-internet relay chat. In either embodiment, System 1 is state driven such that synchronous and asynchronous messages can be communicated. For an asynchronous notification, each message is sent through the system 1 (API), which updates the information on the output device of the participator computers 5. For a synchronous notification, a participator computer 5 must interrogate the system 1 for a message.

With regard to the arbitrating of the controller computer 3 is directed by the controller computer program 2 to use "identity tokens", which are pieces of information associated with user identity. The pieces of information are stored in memory 11 in a control computer database, along with personal information about the user, such as the user's age. The control computer database serves as a repository of tokens for other

programs to access, thereby affording information to otherwise independent computer systems. In the database, the storage of tokens can be by user, group, and content, and distribution controls can also be placed on the user's tokens as well as the database.

Each token is used to control the ability of a user to gain access to other tokens in a token hierarchy arbitration process. The arbitration also includes controlling a user's ability to moderate communications involving a group or subgroup of the participator computers 5. Once in a group, temporary tokens are assigned for priority to moderate/submoderate groups (a group is sometimes known as a channel in multiplexing terminology).

Accordingly, tokens are used by the controller computer 5 to control a user's group priority and moderation privileges, as well as controlling who joins the group, who leaves the group, and the visibility of members in the group. Visibility refers to whether a user is allowed to know another user is in the chat group.

Tokens are also used to permit a user's control of identity, and in priority contests between 2 users, for example, a challenge as to whether a first user can see a second user.

Censorship, which broadly encompasses control of what is said in a group, is also arbitrated by means of the tokens. Censorship can control of access to system 1 by identity of the user, which is associated with the user's tokens. By checking the tokens, a user's access can be controlled per group, as well as in giving group priority, moderation privileges, etc.

Censorship also can use the tokens for real time control of data (ascii, text, video, audio) from and to users, as well as control over multimedia URLs—quantity, type, and subject.

With regard to controlling communications in a group (which is in essence a collection of user identities), control extends to seeing messages, seeing the user, regulating the size of the communication, as well as the ability to see and write to a specific user. Control further extends to the ability to send multimedia messages.

Note that tokens for members in group can involve multiples formed in real time, say, within the span of a conversation. For example, for private communication, tokens are immediately formed to define a group of 2 users. Hierarchical groups within groups can also be formed, with each inheriting the properties of the group before it. Thus, a subgroup can include up to all members or more by adding any surplus to the former group.

With further regard to the controller computer 3, e.g., a server, information is controlled for distribution to the user interfaces at selected ones of the participator computers 5. The controller computer program, in one embodiment, can be a resident program interface (such as a JAVA application). There can be a token editor object (window/tear down, etc.) per group, private communication, user, channel listings, user listings, etc. Each can link up in a token hierarchy for arbitration control.

The controller computer 5, by means of the controller computer program 2, keeps track of states and asynchronous messages as well as generating a synchronous message as a user logs in or interrogates system 1.

With regard to multimedia information messages 8, such messages are of independent data types, e.g., audio/video data types. The content of the message (e.g., a URL) permits the System 1 to automatically determine the handling of the message: either the Controller Computer 3 passes the content of Message 8 directly, or the Controller Computer 3 determines from the Message 8 how to find the content, say via Netscape. Accordingly, Message 8 can communicate video

and sound (or other multimedia, e.g., a URL) to users, subject only to the server arbitration controls over what can be sent.

Turning now to an illustration of using the invention, the session starts with verifying the user's identity (at FIG. 7). The login/password screen is shown, and the user enters his/her assigned login/password combination and clicks the "Login To Chat" button. If the password was entered correctly, a confirmation box appears on the screen.

Then the channel list area is shown at FIG. 8. The Channel List area is a window which shows a list of all of the groups currently on the server in active communication. Because no one is yet connected in this example, there are no groups currently available on the screen.

To create a new group, the "New Channel" option is selected from a pull-down menu (at FIG. 9). The name of the channel is entered by the input device 7.

If the user has permission (this one does), a new channel is created for the group (at FIG. 10). The window that displays the channel area has three regions: the bottom region, where responses are entered; the largest region, where a transcript of the communication is followed; and the rightmost region, which lists the group's current members. This list is continuously updated with asynchronously generated status messages received immediately when a new member joins the group. Only "DMARKS" is currently in this group. The "MWU" is the properties currently associated with DMARKS—the ability to moderate, write to the channel, and send multimedia messages.

A new member has joined the channel, and the member list status area is updated right away (at FIG. 11). This new member has a login of "ME."

The user DMARKS now types "hello there" into the response area and presses RETURN (at FIG. 12). This message is passed to the controller computer 5, which sends the message to all channel members, i.e., those using participator computers 5, including DMARKS.

The user ME now sends a message to the controller: "hi there" (at FIG. 13). This message is also sent to all members by the controller computer 5. Now user DMARKS clicks (using input device 7, a mouse) on the name of the user "ME" in the member list window. The participator software 4 will now create a private message window, so that the users ME and DMARKS can exchange private messages. Private messages are only sent to the intended recipient by the controller, and no one else.

A private message window appears in response to DMARKS's request to open private communications with ME (at FIG. 14). Now DMARKS types a message into the private message window's response area to ME: "this message is seen only by the user ME." When complete, the participator software 4 will forward this message to the controller computer 3.

In response, the user ME has entered "This is the private message response that is only seen by the user DMARKS," which has been forwarded to user DMARKS (at FIG. 15). This message is displayed immediately on DMARKS's window.

DMARKS now returns to the channel window for the group "TESTCHANNEL" (at FIG. 16). To modify the permission attributes associated with user ME on the channel TEST CHANNEL, DMARKS (who is a moderator of the channel), clicks on the user ME in the member list to select ME, pulls down the Moderator menu, and selects "Toggle Moderator." This removes the moderator privileges from ME.

As a result of the attribute revocation, the "M" has disappeared from next to ME's name in the member list (at FIG. 17), indicating that the property is no longer associated with the user ME.

Now DMARKS returns to the Channel List window (at FIG. 18). DMARKS wishes to fully moderate the contents of the channel TESTCHANNEL, censoring all unwanted communications to the channel. DMARKS returns to the channel list, and selects the channel TESTCHANNEL by clicking on its name in the channel list.

Now DMARKS selects the "Toggle All Posting" option in the Maintenance pull-down menu (at FIG. 19). This will turn off the channel property "posting," (or sending communications to the channel without moderator approval) which will be indicated by the removal of the letter "P" from next to the name TESTCHANNEL (at FIG. 20).

Now the letter "P" is removed from after the name TESTCHANNEL in the Channel List window (at FIG. 21), indicating that this channel is now moderated and will only have free posting ability by designated members.

Now, type user ME (who is also on channel TESTCHANNEL) wishes to send communications: "this will not be written directly to the channel" (at FIG. 22). The controller, instead of sending it immediately to the channel to be seen by all members, will instead forward the message to the moderators for approval. The moderator, DMARKS, will then see the message on the Moderation Window, which provides a preview of any messages to be sent. To approve a message for general viewing, DMARKS now clicks on the message.

Now that DMARKS has clicked directly on the message, it is displayed inside the group's Channel window for all members to see (at FIG. 23).

DMARKS now wishes to send a graphical multimedia message. This implementation sends graphical multimedia images by allowing a channel member to specify an Internet URL of a graphical multimedia resource to be presented to the group members. In this example, DMARKS wishes to send the URL "http://www.ais.net" (corresponding to the World Wide Web home page of American Information Systems, Inc.) to the channel members. DMARKS enters the URL into the response window, and selects "Send URL" from the Moderator pull-down menu (at FIG. 24).

The controller computer 5 now passes the URL to the channel members. This participator software 4 performs two actions in response to the graphical multimedia display request. The first is to put the name of the URL onto the transcript of the group's channel, so that it can be read by group members. The second response is to have the participator software show the data associated with the graphical multimedia message in a human interpretable way (at FIG. 25). To do this, the participator software 6 either uses built in rules to decide how the graphical multimedia data is to be presented, or locates another program suitable to present the data. In this case, the software 6 is utilizing Netscape Navigator, a program for displaying graphical multimedia documents specified by a URL (at FIG. 26). Inside the Navigator window, the graphical multimedia content, the home page of AIS, is shown.

Finally, DMARKS wishes to manually modify the attribute tokens associated with the user (at FIG. 27). The user invokes the Property Editor dialog, which allows the user to view and change the tokens associated with a user. A property of a given user is determined by the Identifier and Property names. An old value of the property is shown, and a token value can be changed in the "New Value" field. With this property editor, a user with sufficient permissions (tokens) can change

11

any of the tokens or security parameters of any user, or a user's ability to change security parameters can be restricted.

To start with an alternate embodiment using a text-based interface, a user is presented by the login/password screen (at FIG. 28). This screen is where a user enters the information that proves his/her identity. The user must now enter his/her login and password to identify themselves.

After the user has been identified by the controller the Channel List screen appears (at FIG. 29). The names of channels and their associated properties are shown on this screen. By using the arrow keys and highlighting the desired channel, ME may enter any publicly joinable group. Currently, there is only one group TESTCHANNEL, which ME will join.

Now the screen for the channel TESTCHANNEL appears (at FIG. 29). The screen is split into four regions. The bottom left region is the response line, where messages users wish to enter appear. The upper left region is the transcript area where the communications of the group's channel appear as they occur. The upper right region is the Member List region, where a continuously updated list of members' names appear, with their attributes.

A message appears in the transcript area. The controller has forwarded a message to the group from DMARKS, "hello there" (at FIG. 31), which is seen by all members of the group, including ME. Now ME will respond, by entering "hi there" into the response area.

When ME is finished entering his response, the participator software forwards the response to the controller, which sends it to the members of the channel. In the transcript area, the participator software notifies the user that it has received a private message from DMARKS, which is waiting inside the private message screen. To see the private message, ME presses the private message screen hot key.

A private message screen appears (at FIG. 32), and the private message from DMARKS is at the bottom of the transcript area. Now to reply, ME types his response into the response area.

Now ME will return to the screen for the channel TESTCHANNEL. The member list area has changed because DMARKS has revoked ME's moderator permission. ME is no longer permitted to see the permissions of other users, so this information has been removed from his display (at FIG. 33). The only information he can see now is who is moderator (at FIG. 34). A "\*" next to the identifier of a member of the group indicates the member is a moderator of the group. ME is no longer a moderator, and therefore a "\*" does not appear the identifier ME.

To further exemplify the use of the present invention, the following is a transcript of communications produced in accordance herewith.

POWERQUALITY JOHN MUNG: unclear about meaning of "first contingency"

POWERQUALITY SAM: mike, that is correct on IEEE 519  
POWERQUALITY SKLEIN: In assessing network security (against outage) the first contingencies are tested to see how the power system should be reconfigured to avoid getting a second contingency and cascading into an outage.

POWERQUALITY MSTEARS: These outages point out the need for reliability as part of the overall customer picture of PQ

POWERQUALITY BRIAN: Hi Jennifer, hit crt-p for private message

POWERQUALITY SKLEIN: In simpler terms, a single point failure shouldn't crash the system.

POWERQUALITY SKLEIN: Are we all chatted out?

POWERQUALITY ANDYV: brian, johnmung has been banned!!! why?

12

POWERQUALITY BRIAN: no way, new subject

POWERQUALITY BRIAN: just a sec, andy

POWERQUALITY BRIAN: No banning on this channel, John is back on

5 POWERQUALITY TKEY: ieee 519 limits the harmonic current a customer can inject back into the pcc and limit the vthd the utility provides at the PCC

POWERQUALITY JOHN MUNG: thanks guys, for unbanning me—I've been thrown out of better places than this!

10 POWERQUALITY BRIAN: New subject . . . now . . .

POWERQUALITY BRIAN: good one john . . . :)

POWERQUALITY MSTEARS: For critical facilities dual feeds or other backup capability need to be economically evaluated to keep the facility in operation

15 POWERQUALITY SAM: John, I remember that club very well

POWERQUALITY JOHN MUNG: question: please comment on frequency of complaints involving spikes, sags or harmonics

20 POWERQUALITY WARD: Problems caused by sags is the main complaint.

POWERQUALITY BRIAN: What subject does anyone want to see the next chat

POWERQUALITY WARD: Surges is probably next; harmonics really don't cause that many problems, although they are certainly there.

POWERQUALITY ANDYV: what is the solution ward?

POWERQUALITY TKEY: Agree they are the most frequent (sags) and the panel session on the cost of voltage sags at PES drew 110 people

30 POWERQUALITY SAM: harmonics tend to be an interior problem within a facility, rather than on the distribution system

POWERQUALITY WARD: The best solution is making the equipment less susceptible to sags. This requires working with the manufacturers.

POWERQUALITY ANDYV: won't that cost more

POWERQUALITY MSTEARS: The complaint of surges covers many things in the customers eyes sags have become a real problem because they are harder to resolve

40 POWERQUALITY GRAVELY: John—The latest EPRI results confirms the 90+% of the time SGS are the problem and short term ones.

POWERQUALITY WINDSONG: What is the topic for the 25??

POWERQUALITY WARD: Each problem can be dealt with as it occurs, but the time involved gets very expensive.

POWERQUALITY JOHN MUNG: making equipment less susceptible causes legal problems for manufacturers-as each improvement can be cited by component as example of malfeasance

POWERQUALITY WARD: AndyV: The cost to the manufacturer increases. The overall cost to everyone involved decreases.

55 POWERQUALITY TKEY: customer pays any way you cut it, if the eqpt is more immune customers pay only once instead of every time the process fails

POWERQUALITY BRIAN: The topic is regarding Power Quality

60 POWERQUALITY BRIAN: This chat is available for everyone 24 hours a day

POWERQUALITY ANDYV: ddr>>>will the manufacturer spend more to produce a better product

POWERQUALITY WARD: And as Tom says, the cost to the customer is far less.

65 POWERQUALITY BRIAN: This chat will be functioning 24 hrs/day

13

POWERQUALITY BRIAN: please use it  
 POWERQUALITY BRIAN: The next panel discussion is November 15th  
 POWERQUALITY WARD: Andy, that's where standards come in.  
 POWERQUALITY SKLEIN: Is the customer capable of resolving the fingerprinting among the manufacturers and utilities?  
 POWERQUALITY DDORR: andy, only if the end users create a market for pq compatible eqpt by demanding better products  
 POWERQUALITY MSTEARS: The manufacturers problems in including fixes is being competative with some who doesn't provide the fix  
 POWERQUALITY ANDYV: how will we educate the general consumer?  
 POWERQUALITY GRAVELY: Is it possible to have a basic theme topic or some core questions for 15 November chat?  
 POWERQUALITY WARD: Stan, the customer cannot be expected to resolve the fingerprinting. The manufacturers and utilities need to work together.  
 POWERQUALITY ANDYV: about power quality and reliability?  
 POWERQUALITY SKLEIN: If electric power is going to be treated as a fungible commodity, there has to be a definition. Like, everyone knows what number 2 heating oil is.  
 POWERQUALITY SAM: Ideally a manufacturer would not be able to compete if they don't add the protective function in their products, but alot more public education is required before we get to this point.  
 POWERQUALITY WARD: Andy, there are many ways to educate the customers, but they require a lot of contact between the utility and the customers. The Western Resources Power Technology Center in Wichita is doing it, just as an example.  
 POWERQUALITY DDORR: standard power vs premium power is one solution as is std qpt vs Pq compatible eqpt  
 POWERQUALITY SKLEIN: I want to buy number 2 electric power and to be able to check the nameplates of my appliances to be sure they can take it. Just like I buy regular gasoline.  
 POWERQUALITY MSTEARS: Sam—I agree, that is partly the utilities responsibility since we serve the customers  
 POWERQUALITY BBOYER: What differentiates number 2 from number 1?  
 POWERQUALITY SKLEIN: I used the analogy of number 2 heating oil. I don't know what number 1 heating oil is.  
 POWERQUALITY DDORR: Number two has cap switching and all the normal utility operational events while number one is much better  
 POWERQUALITY SKLEIN: Perhaps we can just say regular vs high test.  
 POWERQUALITY SAM: mike, yes a joint effort between the utility, manufacturer and standards juristictions is a goal for utilicorp as we move forward with offering from our strategic marketing partners, and bring PQ technologies to the public  
 POWERQUALITY TKEY: We are finding that many mfgs want to produce pq compatible equipment, but they have no clue as to what to test for  
 POWERQUALITY ANDYV: Tom>>will the IEC standards help?  
 POWERQUALITY TKEY: Its up to the utility to help define normal events IEC will take time

14

POWERQUALITY SKLEIN: You can't have a commodity product with all the variation in specifications we have been discussing. It has to be regular, premium, and super premium or it won't work.  
 5 POWERQUALITY JOHNUNG: Tom as a former manufacturer i sympathize—your work at PEAC is invaluable but anecdotal knowledge from utility people on the firing line is equally important  
 POWERQUALITY TKEY: Super premium, does that mean a  
 10 UPS?  
 POWERQUALITY ANDYV: how do you stop a facility from affecting you super-premium power?  
 POWERQUALITY TKEY: John, Good Point  
 POWERQUALITY SAM: Tkey, a ups, local generation or  
 15 redundant service  
 POWERQUALITY SKLEIN: This is what I meant earlier by electricity being a non-virtualizable service. You can't make each customer see the power system as though they had their own dedicated generating plant.  
 20 POWERQUALITY BRIAN: THE CHAT CHANNEL WILL BE OPEN 24/HRS/DAY 7 DAYS A WEEK POWERQUALITY TKEY: I must sign out for about 5 minutes but I'll be back  
 POWERQUALITY BRIAN: OK TOM  
 25 POWERQUALITY MSTEARS: PQ for facilities need to be done with a system perspective to get the right resolution  
 POWERQUALITY BBOYER: Andy's question is still relevant—how do stop a facility from downgrading utility service to other customers?  
 30 POWERQUALITY BRIAN: MIKE>>LETS SWITCH BACK TO RETAIL WHEELING  
 POWERQUALITY WARD: You work with that customer to do whatever is needed to correct their disturbances.  
 POWERQUALITY BBOYER: Be more specific  
 35 POWERQUALITY MSTEARS: Interaction between facilities can be evaluated and designed for  
 POWERQUALITY JOHNUNG: as a key to hardening it helps to identify the most sensitive circuits, i.e. microprocessor logic, test for vulnerability under common surges, sags, rfi, and then notify users that their equipment contains these subsystems—for a start  
 40 POWERQUALITY BRIAN: hl DOUG  
 POWERQUALITY GRAVELY: Brian: Are you saving this session as a file? Can we get a list of chat session participants?  
 45 POWERQUALITY BRIAN: s, we may  
 POWERQUALITY DMARKS: gravelly: hit TAB and use the arrow keys to page through the list of participants  
 POWERQUALITY SKLEIN: Will the session be available for downloading?  
 50 POWERQUALITY BRIAN: yes, Mike we will publish in PQ Magazine  
 POWERQUALITY WARD: Part of the agreement for high quality power should be that the customer receiving the power will not disturb the utility system.  
 55 POWERQUALITY BRIAN: if john let's us . . . .  
 POWERQUALITY GRAVELY: I tried that, however, net-cruiser has a software problem and I cannot see all of the names.  
 POWERQUALITY SAM: most utilities rules and regulations already require that a customer not put anything back out on the utility system  
 60 POWERQUALITY BRIAN: MIKE G.>>WE WILL PUBLISH THIS IN PQ MAG NEXT MONTH IF ASNDY LETS US  
 65 POWERQUALITY BRIAN: HOW ABOUT IT ANDY?  
 POWERQUALITY ANDYV: ok  
 POWERQUALITY BRIAN: COOL

15

POWERQUALITY WARD: Standards will have to be set for what constitutes a disturbance, and then the utility should work with customers, install filters, etc., to be sure they stay within the rules.

POWERQUALITY BRIAN: THANKS ANDY

POWERQUALITY ANDYV: a meeting review or a summary of events

POWERQUALITY GRAVELY: It would be good to take a few minutes to recommend how the 15 November session could be more effective.

POWERQUALITY BRIAN: A SYNAPSE OF THIS CHAT WILL BE IN NEXT MONTHS PQ MAG

POWERQUALITY WINDSONG:

POWERQUALITY SKLEIN: I don't get PQ mag. Will it be on the Net?

POWERQUALITY BRIAN: STAN SIGN UP FOR IT ON OUR HOME PAGE

POWERQUALITY DOUGC: the transcript of this conference will be available on the EnergyOne pages.

POWERQUALITY BRIAN: YOU CAN SIGN UP ON LINE

POWERQUALITY BRIAN: HTTP://WWW.UTILICORP.COM

POWERQUALITY WINDSONG: Good comment Gravely Comments from the users would be greatly appreciated!!

POWERQUALITY SAM: PQ magazine is available online on the UCU internet bulletin board, <http://www.utilicorp.com>

POWERQUALITY ANDYV: or link from powerquality.com

POWERQUALITY BRIAN: YOU CAN GET A FREE MAG SUBSCRIPTION FROM

UTILICORP'S HOME PAGE

POWERQUALITY SKLEIN: Thanks

POWERQUALITY BRIAN: ALSO, THERE IS A PQ FORUM ON OUR HOME PAGE

POWERQUALITY JOHNMUNG: for November 15 shall we pick five key topics? suggest health care, energy storage rfi/emc as a few topics—also new gas turbine 25 kw generator just announce today—just some suggestions

POWERQUALITY BRIAN: GOOD SUGGESTION JOHN  
POWERQUALITY ANDYV: lets develop an outline of topics for next time.

POWERQUALITY BRIAN: OK

POWERQUALITY GRAVELY: One suggestion for 15 November—Have participants place a list of desired topics on your other chat box and prioritize by interest level.

POWERQUALITY SKLEIN: How about deregulation and retail wheeling.

POWERQUALITY BRIAN: COMMENTS SHOULD BE SENT TO ME BY EMAIL

POWERQUALITY BRIAN: BSPENCER@UTILICORP.COM

POWERQUALITY BRIAN: 15 minutes remaining

POWERQUALITY ANDYZYREK: Let's discuss the new standard IEEE 1159.

POWERQUALITY ANDYV: may be we could generate an online questionnaire to see what people are needing discussed.

POWERQUALITY BRIAN: but the chat is available for 24 hrs/day 7 days a week

POWERQUALITY ANDYV: what does IEEE1159 address?

POWERQUALITY BRIAN: Please send all suggestion to me for our next chat

POWERQUALITY BRIAN: Bobbin is not banned now

POWERQUALITY BRIAN: my fault

POWERQUALITY ANDYZYREK: New PQ measuring techniques. We have not received our issue yet.

POWERQUALITY ANDYV: You should have it my now.

POWERQUALITY BRIAN: Bobbin is not banned anymore

16

POWERQUALITY ANDYV: you can e-mail me or john at: editors@powerquality.com

POWERQUALITY BRIAN: is two hours right for this feature

5 POWERQUALITY JOHNMUNG: do i understand that many programmable logic controllers can be hardened by addition of simple CVT like a sola?

POWERQUALITY ANDYZYREK: Yes, but it is being delivered by snail mail.

10 POWERQUALITY ANDYV: no 2nd class

POWERQUALITY BRIAN: 15 minutes to go

POWERQUALITY ANDYV: Please e-mail me you complete name and address and I will mail you one today 1st class . . . now is that service or what?

15 POWERQUALITY BRIAN: Is two hours long enough for this chat?

POWERQUALITY TKEY: Im back

POWERQUALITY WARD: Brian, I think two hours is about right.

20 POWERQUALITY BRIAN: hi tom

POWERQUALITY BRIAN: good . . .

POWERQUALITY ANDYV: yes I agree 2 hrs

POWERQUALITY BRIAN: anyone else

POWERQUALITY ANDYV: it the time of day correct?

25 POWERQUALITY BRIAN: questions now . . .

POWERQUALITY SKLEIN: The topic foremost in my mind right now is what to eat for lunch. I enjoyed the discussion, which I understand has been historic in some sense. But I think I will sign off now and go eat.

30 POWERQUALITY SAM: 2 hours seems to work very well

POWERQUALITY DANIELH: time of day is good

POWERQUALITY BILLMANN: 2 hrs is fine

POWERQUALITY MSTEARS: Two hours work well, the middle of the day allows east and west coast to be involved

35 POWERQUALITY BRIAN: good, Will everyone be back for the next chat

POWERQUALITY GRAVELY: Brian, I will forward my recommendations on email, thanks.

POWERQUALITY BILLMANN: yes i'll be back

40 POWERQUALITY ANDYZYREK: Brian, would it be possible to have a forum published on your home page prior to November 15.

POWERQUALITY BRIAN: I would like to do another chat before November 15th, any thoughts

45 POWERQUALITY ANDY: U bet

POWERQUALITY SAM: I believe that this chat may set an attendance record for most participants during a first session

POWERQUALITY JOHNMUNG: a parting thought—"harmonics make the music rich, they make the tone inspring—

50 harmonics in your power line WILL BLOW THE BUILDINGS WIRING" tM MUNGENAST

POWERQUALITY BRIAN: Your're all invited to return

POWERQUALITY BRIAN: the next chat

POWERQUALITY BRIAN: This chat feature will help set standards of how we view our industry

55 POWERQUALITY WARD: For me this was two hours very well spent, and it was quite enjoyable.

POWERQUALITY BRIAN: Tell a colleague about our chat November 15th

60 POWERQUALITY BRIAN: Thanks Ward

POWERQUALITY BRIAN: I would like to do this on a weekly basis, any thoughts yet

POWERQUALITY GRAVELY: John: talk it up in Germany!!

65 POWERQUALITY ANDY: I would like to thank utilicorp and everyone envolved.

POWERQUALITY BRIAN: Thanks Andy for your help



POWERQUALITY WARD: Did this notice go out to the Power Globe mailing list?  
 POWERQUALITY BRIAN: No, but could help us Ward with that  
 POWERQUALITY BRIAN: Lets all get the word out about this chat  
 POWERQUALITY WARD: I'm on the list and will be glad to forward anything you wish to it.  
 POWERQUALITY BRIAN: Please use it whenever you wish, even schedule your own chats whenever  
 POWERQUALITY JOHNUNG: MANY THANKS TO UTILICORP AND ALL INVOLVED-FROM AN OLD STEAM BOATER :-)  
 POWERQUALITY BRIAN: thanks ward  
 POWERQUALITY BRIAN: Hi duane  
 POWERQUALITY BRIAN: This chat is officially over, but do stick around for foir more chatting  
 POWERQUALITY BRIAN: Thanks to all, cya on November 15th  
 POWERQUALITY MSTEARS: Ward, Tom, and John I appreciate your participation  
 POWERQUALITY BRIAN: Thanks Guys and Ladies!!!!!!!!!!!!  
 POWERQUALITY SWPPD: WHAT IS HAPPENING ON NOVEMBER 15  
 POWERQUALITY BRIAN: our next chat with a panel of experts  
 POWERQUALITY BRIAN: topic yet to be decided  
 POWERQUALITY DPSWOBO: Hi Brian, Sorry I was on the phone and could not respond right away. Did I get the time incorrectly for the chat?  
 POWERQUALITY BRIAN: please send us a suggestions  
 POWERQUALITY ANDY: good bye ;-)  
 POWERQUALITY BRIAN: Yeah, but stick around to chat with some friends  
 POWERQUALITY BRIAN: We had a total of 50 people and avg of 20 people at one time  
 POWERQUALITY BRIAN: Thanks everyone!!!Lunch Time  
 POWERQUALITY BRIAN: Next Chat November 15th at 10-12 ct  
 POWERQUALITY BRIAN: But this chat line is available 24 hrs/day/7 days a week  
 POWERQUALITY BRIAN: Please use it whenever  
 POWERQUALITY GRAVELY: Thanks to the panel and Utilicorp for the session!  
 POWERQUALITY BRIAN: Talk to your colleagues and friends about any particular topic  
 POWERQUALITY BRIAN: Come see our home page for new topics and chats  
 POWERQUALITY BRIAN: <http://www.utilicorp.com>  
 POWERQUALITY BRIAN: Thanks Power Quality Assurance Magazine and All our panel members  
 POWERQUALITY BRIAN:)  
 POWERQUALITY SWPPD: MISSED THIS SESSION. ICAN WE GET HARD COPY INFO?  
 POWERQUALITY BRIAN: yes swwp, it will be published in pq mag and our home page  
 POWERQUALITY BRIAN: catch our next session on November 15th  
 POWERQUALITY BRIAN: 10-12 ct  
 POWERQUALITY SWPPD: THANKS A BUNCH!!  
 POWERQUALITY SWPPD: GOOD BYE!  
 POWERQUALITY BRIAN: no prob  
 POWERQUALITY BRIAN: cya  
 POWERQUALITY DESWETT:

POWERQUALITY TKEY: Good session brian, dorr and I will be signing off now, look forward to the next session  
 POWERQUALITY DPSWOBO: Thanks for the info on the next session, we will get on next time  
 POWERQUALITY DMARKS: I hope everyone enjoyed this session.  
 POWERQUALITY MSTEARS: I am logging off Thanks  
 POWERQUALITY SAM: This is Tony and I am watching the action . . . we made history. Great work guys.  
 POWERQUALITY BRIAN: Lunch time  
 POWERQUALITY BRIAN: Next chat is November 15th  
 POWERQUALITY BRIAN: 10-12 ct  
 POWERQUALITY BRIAN: please continue to look at utilicorp's hp  
 POWERQUALITY BRIAN: for more info  
 POWERQUALITY BRIAN: email if you have any questions regarding the chat  
 POWERQUALITY BRIAN: [bspencer@utilicorp.com](mailto:bspencer@utilicorp.com)  
 POWERQUALITY BRIAN: later  
 SUPPORT BRIAN: hi guys  
 SUPPORT BRIAN: success  
 SUPPORT BRIAN:   
 SUPPORT BRIAN: yess!!  
 SUPPORT BRIAN: thanks for the help  
 SUPPORT BRIAN: cya  
 POWERQUALITY BRIAN: next chat on November 15th  
 POWERQUALITY BRIAN: 10-12 ct  
 POWERQUALITY BRIAN: any suggestion on topics please contact me by email  
 POWERQUALITY BRIAN: [bspencer@utilicorp.com](mailto:bspencer@utilicorp.com)  
 POWERQUALITY BRIAN: hi chuck  
 POWERQUALITY BRIAN: hi randy  
 POWERQUALITY CPREECS: hello brian  
 POWERQUALITY BRIAN: How are you chuck  
 POWERQUALITY CPREECS: how has the participation been?  
 POWERQUALITY BRIAN: I am sorry you missed the official chat, but do come back at any time for some chatting  
 POWERQUALITY BRIAN: great 20 people avg. 50 total people  
 POWERQUALITY CPREECS: ?yes, i got some conflicting info  
 POWERQUALITY BRIAN: transcripts will be in PQ mag next month and on utilicorp's home page  
 POWERQUALITY CPREECS: what were the topics discussed?  
 POWERQUALITY BRIAN: how is that chuck  
 POWERQUALITY BRIAN: power quality, standards,  
 POWERQUALITY BRIAN: retail wheeling  
 POWERQUALITY BRIAN: cya, lunch time  
 POWERQUALITY CPREECS: later  
 POWERQUALITY BRIAN: bye all  
 POWERQUALITY BRIAN: email me chuck  
 POWERQUALITY RB: sorry I missed it. I got 12-2 est off the net. bye.  
 POWERQUALITY BRIAN: sorry RB  
 POWERQUALITY BRIAN: miss information  
 POWERQUALITY BRIAN: next chat is 10-12  
 POWERQUALITY BRIAN: ct  
 POWERQUALITY BRIAN: November 15th  
 POWERQUALITY BRIAN: bye  
 POWERQUALITY RB: thanks  
 POWERQUALITY BRIAN: no prob, tell all  
 POWERQUALITY ANDY: Is anyone still here talking about power quality?  
 POWERQUALITY DAVE: Just signed on that is what I was trying to find out

19

POWERQUALITY ANDY: the PQ chat was running from 11:00-1:00 est  
 POWERQUALITY ANDY: Were you involved then?  
 POWERQUALITY DAVE: No I just got a chance to sign on now  
 POWERQUALITY ANDY: there were some great discussions.  
 POWERQUALITY ANDY: The transcripts will be available to down load at utilicorp.com Brian Spencer says.  
 POWERQUALITY ANDY: What is your experience in PQ  
 POWERQUALITY DAVE: That is what I was looking for, are they available to down load now, I work in a data center and have worked with UPS systems for about 12 years  
 POWERQUALITY DAVE: I did field service for Exide  
 POWERQUALITY ANDY: Brian just went to Lunch in KS I don't know when it will available.  
 POWERQUALITY DAVE: Thanks for the Info on the down-loads, I hope they do this again  
 POWERQUALITY ANDY: so do I.  
 POWERQUALITY DAVE: What is your experience on PQ  
 POWERQUALITY ANDY: I am the editor or Power quality mag.  
 POWERQUALITY DAVE: Good mag., I pick up alot in it  
 POWERQUALITY ANDY: do your receive power quality assurance magazine?  
 POWERQUALITY ANDY: great glad to hear it.  
 POWERQUALITY DAVE: We get it at work but I have asked to have it sent to my home  
 POWERQUALITY ANDY: did you get the latest issue with the lighting on the cover?  
 POWERQUALITY DAVE: Not yet, have seen it on line though  
 POWERQUALITY ANDY: great.  
 POWERQUALITY ANDY: any suggestion for editorial?  
 POWERQUALITY DAVE:  
 POWERQUALITY DAVE: no it is good  
 POWERQUALITY ANDY: ok.  
 POWERQUALITY ANDY: I am currently editing an article about VRLA battery charging.  
 POWERQUALITY DAVE: I am working on a resonant problem with Utility and was looking for info  
 POWERQUALITY ANDY: explain  
 POWERQUALITY ANDY: by the way my e-mail is andy@powerquality.com  
 POWERQUALITY DAVE: we are running a lot of 5th har. across our system in a large data center  
 POWERQUALITY ANDY: I see  
 POWERQUALITY ANDY: I will try to address this in an upcoming issue. may be march/april or even sooner.  
 POWERQUALITY DAVE: we have 4800 kw of UPS cap on two transformers and we have alot of 5th on our other boards  
 POWERQUALITY ANDY: If you are interested in writing up a case history including you solutions I would like to review it and poss. publish  
 POWERQUALITY MSTONEHAM: Is this chat session still active?  
 POWERQUALITY ANDY: YES  
 POWERQUALITY ANDY: We can't get enough!!!  
 POWERQUALITY DAVE: when we can get it fixed, It looks like we have a problem with input filtering on a couple of UPS, s  
 POWERQUALITY ANDY: input fro the utility or a generator?  
 POWERQUALITY DAVE: utility  
 POWERQUALITY MSTONEHAM: I understand there was a chat session earlier today with some guest" chatters". Is there an archive of the discussion since I missed it?

20

POWERQUALITY DAVE: we have 66 kv to 12 kv then to 480 v by 4 trans on property  
 POWERQUALITY ANDY: What are you leaning towards in a solution dave  
 5 POWERQUALITY ANDY: MTONEHAM>>>yes but I don't know when. contact BSPENCER@utilicorp.com  
 POWERQUALITY DAVE: the computer seem to have no problem, but we have alot of motor heating/bad PF  
 POWERQUALITY MSTONEHAM: Thanks!  
 10 POWERQUALITY DAVE: we currently are working with a consulant but I am looking for more info  
 POWERQUALITY ANDY: will capacitors solve your problem  
 POWERQUALITY ANDY:  
 15 POWERQUALITY ANDY: there also is a forum under utilicorp.com where you can post you questions.  
 POWERQUALITY DAVE: Each 600 kw UPS has Input filtering/may need trap for 5th  
 POWERQUALITY ANDY: or you can access it form powerquality.com  
 20 POWERQUALITY DAVE: thanks  
 POWERQUALITY ANDY: Talk to ya later dave  
 POWERQUALITY DAVE: is PQ.com your Mag  
 POWERQUALITY ANDY: bye  
 25 POWERQUALITY DAVE: bye  
 POWERQUALITY ANDY: yes  
 POWERQUALITY DAVE: thanks  
 POWERQUALITY ANDY: :-)  
 POWERQUALITY MSTONEHAM:  
 30 POWERQUALITY MSTONEHAM: Is anyone else hear?  
 There doesn't seem to be much traffic.  
 POWERQUALITY MSTONEHAM:  
 POWERQUALITY CILCOJRG: Hello—is the conference over?  
 35 POWERQUALITY CILCOJRG:  
 POWERQUALITY CILCOJRG: hello  
 POWERQUALITY BRIAN: yes  
 POWERQUALITY BRIAN: the conference was from 10-12 ct  
 40 POWERQUALITY BRIAN: someone gave out the wrong information  
 POWERQUALITY BRIAN: hello cilco  
 POWERQUALITY BRIAN: anyone still there  
 SUPPORT BRIAN: hi all  
 SUPPORT BRIAN: anyone there  
 POWERQUALITY BRIAN: jenny>>>are you there  
 POWERQUALITY CJBOUTCHER: is anyone here a utility employee?  
 POWERQUALITY BRIAN: Hi chris  
 50 POWERQUALITY BRIAN: how are you?  
 POWERQUALITY CJBOUTCHER: hi brian it is quiet in here  
 POWERQUALITY BRIAN: the conference was at 10:00 ct  
 POWERQUALITY CJBOUTCHER: ah I see  
 55 POWERQUALITY CJBOUTCHER: when is the next one?  
 POWERQUALITY BRIAN: November 15th  
 POWERQUALITY BRIAN: 10-12  
 POWERQUALITY BRIAN: ct  
 POWERQUALITY CJBOUTCHER: is the channel open at other times?  
 60 POWERQUALITY BRIAN: yes 24 hours a dfay  
 POWERQUALITY CJBOUTCHER: but not much discussion?  
 POWERQUALITY BRIAN: not right now,  
 65 POWERQUALITY BRIAN: cya  
 POWERQUALITY CJBOUTCHER: bye  
 POWERQUALITY BRIAN: hi jenny

21

POWERQUALITY JOSH: hello?  
 POWERQUALITY BRIAN: hi dan  
 POWERQUALITY BRIAN: hi dan  
 POWERQUALITY BRIAN: are you awake yet?  
 POWERQUALITY BRIAN: just giving present this a.m.  
 POWERQUALITY BRIAN::)  
 POWERQUALITY BRIAN: who is guest96  
 POWERQUALITY GUEST96: test

While a particular embodiment of the present invention has been disclosed, it is to be understood that various different modifications are possible and are within the true spirit of the invention, the scope of which is to be determined with reference to the claims set forth below. There is no intention, therefore, to limit the invention to the exact disclosure presented herein as a teaching of one embodiment of the invention.

The invention claimed is:

1. Apparatus to control communication, the apparatus including:

a controller computer system including a controller computer and a database which serves as a repository of tokens for other programs to access, thereby affording information to each of a plurality of participator computers which are otherwise independent of each other, through an Internet network, responsive to a respective authenticated user identity, wherein the controller computer system is programmed to provide access to the controller computer system via any of two client software alternatives, wherein both of the two client software alternatives allow the respective user identities to be recognized by the controller computer system and allow at least some of the participator computers to form at least one group in which members can send communications and receive communications from another of the members, wherein at least some of the communications are received in real time via the Internet network, and wherein the at least one of client software alternatives allows the controller computer system to determine whether at least one of the user identities, individually, is censored from data representing at least one of a pointer, video, audio, graphic, and multimedia such that the data that is censored is not presented by the corresponding participator computer, the controller computer system controlling real-time communications by:

storing each said user identity and a respective authorization to send multimedia data, the multimedia data comprising graphical data; and

if permitted by the user identity corresponding to one of the participator computers, allowing the one of the participator computers to send multimedia data to another of the participator computers.

2. A method of communicating via an Internet network by using a computer system including a controller computer and a database which serves as a repository of tokens for other programs to access, thereby affording information to each of a plurality of participator computers which are otherwise independent of each other, wherein the controller computer system is programmed to provide access to the controller computer system via any of two client software alternatives, wherein both of the two client software alternatives allow the respective user identities to be recognized by the controller computer system and allow at least some of the participator computers to form at least one group in which members can send communications and receive communications from another of the members, wherein at least some of the communications are received in real time via the Internet network, and wherein the at least one of client software alternatives

22

allows the controller computer system to determine whether at least one of the user identities, individually, is censored from data representing at least one of a pointer, video, audio, graphic, and multimedia such that the data that is censored is not presented by the corresponding participator computer, the method including:

affording some of the information to a first of the participator computers via the Internet network, responsive to an authenticated first user identity;

affording some of the information to a second of the participator computers via the Internet network, responsive to an authenticated second user identity;

permitting at least the first user identity and the second user identity to form a group; and

permitting sending communications in real time, via the Internet network, among the participator computers corresponding to the user identities in the group, wherein at least some of the communications include messages comprising more than one data type, and at least some other of the communications include a pointer that produces a pointer-triggered message on demand.

3. The method of claim 2, wherein at least one of the messages includes data representing sound.

4. The method of claim 3, further including:

storing, for the first user identity, an authorization associated with presentation of multimedia; and

based on the authorization, presenting the multimedia at one of the participator computers corresponding to the second user identity.

5. The method of claim 2, wherein at least one of the messages includes data representing video.

6. The method of claim 5, further including:

storing, for the first user identity, an authorization associated with presentation of multimedia; and

based on the authorization, presenting the multimedia at one of the participator computers corresponding to the second user identity.

7. The method of claim 2, wherein at least one of the messages includes data representing sound and video.

8. The method of claim 7, further including:

storing, for the first user identity, an authorization associated with presentation of multimedia; and

based on the authorization, presenting the multimedia at one of the participator computers corresponding to the second user identity.

9. The method of claim 2, further including:

storing, for the first user identity, an authorization associated with presentation of multimedia, the multimedia comprising graphic data; and

based on the authorization, presenting the multimedia at one of the participator computers corresponding to the second user identity.

10. Apparatus to communicate via an Internet network, the apparatus including:

a computer system, including a controller computer and a database which serves as a repository of tokens for other programs to access, thereby affording information to each of a plurality of participator computers which are otherwise independent of each other, in communication with each of the participator computers responsive to a respective authenticated user identity, wherein the computer system permits at least a first of the participator computers and a second of the participator computers to form a group in which members can send communications in real time via the Internet network, and receive communications from another of the members, wherein at least one of the communications includes a message

23

comprising more than one data type, and at least one of the communications includes a pointer that produces a pointer-triggered message on demand; wherein the controller computer system is programmed to provide access to the controller computer system via any of two client software alternatives, wherein both of the two client software alternatives allow the respective user identities to be recognized by the controller computer system and allow at least some of the participator computers to form at least one group in which members can send communications and receive communications from another of the members, wherein at least some of the communications are received in real time via the Internet network, and wherein the at least one of client software alternatives allows the controller computer system to determine whether at least one of the user identities, individually, is censored from data representing at least one of a pointer, video, audio, graphic, and multimedia such that the data that is censored is not presented by the corresponding participator computer.

11. The apparatus of claim 10, wherein at least one of the messages includes data representing sound.

12. The apparatus of claim 11, wherein the computer system is further programmed to provide access to a member-associated image.

13. The apparatus of claim 10, wherein at least one of the messages includes data representing video.

14. The apparatus of claim 13, wherein the computer system is further programmed to provide access to a member-associated image.

15. The apparatus of claim 10, wherein at least one of the messages includes data representing sound and video.

16. The apparatus of claim 15, wherein the computer system is further programmed to provide access to a member-associated image.

17. The apparatus of claim 10, wherein the computer system is further programmed to provide access to a member-associated image.

18. An apparatus to communicate via an Internet network, the apparatus including:  
 a computer system including a controller computer and a database which serves as a repository of tokens for other programs to access, thereby affording information to each of a plurality of participator computers which are otherwise independent of each other, the computer system in communication with each of the participator computers, responsive to a respective authenticated user identity, wherein the computer system:  
 stores, for a first of the user identities, a respective authorization associated with multimedia data communication, and  
 allows the participator computers to send in real time via the Internet network, and, based on the respective authorization, cause the multimedia data to be presented at one of the participator computers corresponding to a second of the user identities; wherein  
 the controller computer system is programmed to provide access to the controller computer system via any of two client software alternatives, wherein both of the two client software alternatives allow the respective user identities to be recognized by the controller computer system and allow at least some of the participator computers to form at least one group in which members can send communications and receive communications from another of the members, wherein at least some of the communications are received in real time via the Internet network, and wherein the at least one of client

24

software alternatives allows the controller computer system to determine whether at least one of the user identities, individually, is censored from data representing at least one of a pointer, video, audio, graphic, and multimedia such that the data that is censored is not presented by the corresponding participator computer.

19. The apparatus of claim 18, wherein the computer system is programmed to allow the participator computers to communicate, in real time communications among members of a group, a pointer that produces a pointer-triggered message on demand.

20. The apparatus of claim 19, wherein the computer system is further programmed to provide access to a member-associated image.

21. The apparatus of claim 18, wherein the multimedia data comprises graphic data.

22. The apparatus of claim 21, wherein the computer system is programmed to allow the participator computers to communicate, in real time communications among members of a group, a pointer that produces a pointer-triggered message on demand.

23. The apparatus of claim 22, wherein the computer system is further programmed to provide access to a member-associated image.

24. The apparatus of claim 18, wherein the multimedia data comprises audio data.

25. The apparatus of claim 24, wherein the computer system is programmed to allow the participator computers to communicate, in real time communications among members of a group, a pointer that produces a pointer-triggered message on demand.

26. The apparatus of claim 25, wherein the computer system is further programmed to provide access to a member-associated image.

27. The apparatus of claim 24, wherein the computer system is further programmed to provide access to a member-associated image.

28. The apparatus of claim 18, wherein the multimedia data comprises video data.

29. The apparatus of claim 28, wherein the computer system is programmed to allow the participator computers to communicate, in real time communications among members of the group, a pointer that produces a pointer-triggered message on demand.

30. The apparatus of claim 29, wherein the computer system is further programmed to provide access to a member-associated image.

31. The apparatus of claim 28, wherein the computer system is further programmed to provide access to a member-associated image.

32. The apparatus of claim 18, wherein the multimedia data comprises graphic and audio data.

33. The apparatus of claim 32, wherein the computer system is programmed to allow the participator computers to communicate, in real time communications among members of a group, a pointer that produces a pointer-triggered message on demand.

34. The apparatus of claim 33, wherein the computer system is further programmed to provide access to a member-associated image.

35. The apparatus of claim 32, wherein the computer system is further programmed to provide access to a member-associated image.

36. The apparatus of claim 18, wherein the multimedia data comprises graphic and video data.

37. The apparatus of claim 36, wherein the computer system is programmed to allow the participator computers to

25

communicate, in real time communications among members of a group, a pointer that produces a pointer-triggered message on demand.

38. The apparatus of claim 37, wherein the computer system is further programmed to provide access to a member-associated image. 5

39. The apparatus of claim 36, wherein the computer system is further programmed to provide access to a member-associated image.

40. The apparatus of claim 18, wherein the multimedia data comprises video and audio data. 10

41. The apparatus of claim 40, wherein the computer system is programmed to allow the participator computers to communicate, in real time communications among members of a group, a pointer that produces a pointer-triggered message on demand. 15

42. The apparatus of claim 41, wherein the computer system is further programmed to provide access to a member-associated image.

43. The apparatus of claim 40, wherein the computer system is further programmed to provide access to a member-associated image. 20

44. The apparatus of claim 18, wherein the multimedia data comprises graphic and audio and video data.

45. The apparatus of claim 44, wherein the computer system is programmed to allow the participator of computers to communicate, in real time communications among members of the group, a pointer that produces a pointer-triggered message on demand. 25

46. The apparatus of claim 45, wherein the computer system is further programmed to provide access to a member-associated image. 30

47. The apparatus of claim 44, wherein the computer system is further programmed to provide access to a member-associated image. 35

48. The apparatus of claim 18, wherein the computer system is further programmed to provide access to a member-associated image.

49. The apparatus of claim 18, wherein the computer system is further programmed to provide access to member identity information. 40

50. Apparatus to send multimedia data, the apparatus including:

a controller computer system including a controller computer and a database which serves as a repository of tokens for other programs to access, thereby affording information to each of a plurality of participator computers which are otherwise independent of each other, the participator computers communicatively connected to the controller computer system through an Internet network in association with an authenticated user identity, wherein the controller computer system controls real-time communications among the participator computers by: 45

associating with the user identities a respective authorization to communicate multimedia data; and 50

sending multimedia data representing at least one of a pointer, video, audio, graphic, and multimedia if permitted by the respective authorization; wherein

the controller computer system is programmed to provide access to the controller computer system via any of two client software alternatives, wherein both of the two client software alternatives allow the respective user identities to be recognized by the controller computer system and allow at least some of the participator computers to form at least one group in which members can send communications and 60

26

receive communications from another of the members, wherein at least some of the communications are received in real time via the Internet network, and wherein the at least one of client software alternatives allows the controller computer system to determine whether at least one of the user identities, individually, is censored from data representing at least one of a pointer, video, audio, graphic, and multimedia such that the data that is censored is not presented by the corresponding participator computer.

51. The apparatus of claim 50, wherein the computer system is programmed to allow the participator computers to communicate, in real time communications among members of the group, a pointer that produces a pointer-triggered message on demand.

52. The apparatus of claim 51, wherein the computer system is further programmed to provide access to a member-associated image.

53. The apparatus of claim 50, wherein the computer system is further programmed to provide access to a member-associated image.

54. A method to sending of multimedia via an Internet network by using a computer system including a controller computer and a database which serves as a repository of tokens for other programs to access, thereby affording information to each of a plurality of participator computers which are otherwise independent of each other, wherein the controller computer system is programmed to provide access to the controller computer system via any of two client software alternatives, wherein both of the two client software alternatives allow the respective user identities to be recognized by the controller computer system and allow at least some of the participator computers to form at least one group in which members can send communications and receive communications from another of the members, wherein at least some of the communications are received in real time via the Internet network, and wherein the at least one of client software alternatives allows the controller computer system to determine whether at least one of the user identities, individually, is censored from data representing at least one of a pointer, video, audio, graphic, and multimedia such that the data that is censored is not presented by the corresponding participator computer, the method including: 55

affording some of the information to a first of the participator computers via the Internet network, responsive to an authenticated first user identity; and

affording some of the information to a second of the participator computers via the Internet network, responsive to an authenticated second user identity;

associating the user identities with a respective authorization to communicate multimedia data; and

sending communications in real time, via an Internet network, from the first participator computer to the second participator computer, if permitted by the authorization of the user identity corresponding to the first participator computer.

55. The method of claim 54, wherein the communications are multimedia messages containing more than one data type.

56. The method of claim 54, wherein the communications contain a pointer, and that pointer is utilized on the second participator computer to request the sending of data associated with the pointer from another computer.

57. The method of claim 54, wherein some of the communications are multimedia messages containing more than one data type and some of the communications contain a pointer,

27

and that pointer is utilized on the second participator computer to request the sending of data associated with the pointer from another computer.

58. A method to send multimedia messages via an Internet network, the method including:

communicatively connecting a controller computer system, the controller system including a controller computer and a database which serves as a repository of tokens for other programs to access, thereby affording information to each of a plurality of participator computers which are otherwise independent of each other, to each of the participator computers responsive to receiving information associated with a respective authenticated user identity, wherein the controller computer system is programmed to provide access to the controller computer system via any of two client software alternatives, wherein both of the two client software alternatives allow the respective user identities to be recognized by the controller computer system and allow at least some of the participator computers to form at least one group in which members can send communications and receive communications from another of the members, wherein at least some of the communications are received in real time via the Internet network, and wherein the at least one of client software alternatives allows the controller computer system to determine whether at least one of the user identities, individually, is censored from data representing at least one of a pointer, video, audio, graphic, and multimedia such that the data that is censored is not presented by the corresponding participator computer, wherein the controller computer system sends the multimedia messages by:

associating with each of the user identities a respective authorization to communicate multimedia data; and sending communications in real time, via an Internet network, from a first participator computer to a second participator computers, if permitted solely by the respective authorization of the user identity of the first participator computer.

59. Computerized human communication arbitrating and distributing system, the system including:

a controller computer system, the controller computer system including a controller computer and a database which serves as a repository of tokens for other programs to access, thereby affording information to each of a plurality of participator computers which are otherwise independent of each other and linked to the controller system through the Internet, the controller computer system

arbitrating in accordance with predefined rules including a test for an authenticated user identity corresponding to a respective user, which ones of the participator computers can be a member in one of a plurality of groups in which members distribute, in accordance with the predefined rules, the user messages in real time to the respective ones of the participator computers; wherein

at least some of the user messages are multimedia messages; and wherein

the controller computer system is programmed to provide access to the controller computer system via any of two client software alternatives, wherein both of the two client software alternatives allow the respective user identities to be recognized by

28

the controller computer system and allow at least some of the participator computers to form at least one group in which members can send communications and receive communications from another of the members, wherein at least some of the communications are received in real time via the Internet network, and wherein the at least one of client software alternatives allows the controller computer system to determine whether at least one of the user identities, individually, is censored from data representing at least one of a pointer, video, audio, graphic, and multimedia such that the data that is censored is not presented by the corresponding participator computer.

60. The system of claim 59, further comprising participator software respectively operating on and directing each of the participator computers to enable one of said users to send one of the user messages to the controller computer and to enable the arbitrating and the distributing of the one of the user messages.

61. The system of claim 59, wherein the user messages include an address to instruct the participator computers to optionally locate another multimedia message.

62. The system of claim 59, wherein the user messages include an address to compel the participator computers to locate an other message and to present the other message at the output device.

63. The system of claim 59, wherein the other message is a multimedia message.

64. A method of using a computer system including a controller computer and a database which serves as a repository of tokens for other programs to access, thereby affording information to each of a plurality of participator computers which are otherwise independent of each other, wherein the controller computer system is programmed to provide access to the controller computer system via any of two client software alternatives, wherein both of the two client software alternatives allow the respective user identities to be recognized by the controller computer system and allow at least some of the participator computers to form at least one group in which members can send communications and receive communications from another of the members, wherein at least some of the communications are received in real time via the Internet network, and wherein the at least one of client software alternatives allows the controller computer system to determine whether at least one of the user identities, individually, is censored from data representing at least one of a pointer, video, audio, graphic, and multimedia such that the data that is censored is not presented by the corresponding participator computer, the method including:

affording some of the information to a first of the participator computers via the Internet network, responsive to an authenticated first user identity;

affording some of the information to a second of the participator computers via the Internet network, responsive to an authenticated second user identity; and

arbitrating, in accordance with predefined rules including a test for an authenticated user identity, which ones of the participator computers can be a member in one of a plurality of groups in which members distribute, via predefined rules, the messages in real time to the respective ones of the participator computers, wherein at least some of the user messages are multimedia messages.

\* \* \* \* \*