



US008594280B1

(12) **United States Patent**  
**Or-Bach et al.**

(10) **Patent No.:** **US 8,594,280 B1**  
(45) **Date of Patent:** **\*Nov. 26, 2013**

(54) **SYSTEMS AND METHODS FOR VISUAL PRESENTATION AND SELECTION OF IVR MENU**

(76) Inventors: **Zvi Or-Bach**, San Jose, CA (US); **Tal Lavian**, Sunnyvale, CA (US)

(\* ) Notice: Subject to any disclaimer, the term of this patent is extended or adjusted under 35 U.S.C. 154(b) by 877 days.

This patent is subject to a terminal disclaimer.

(21) Appl. No.: **12/699,618**

(22) Filed: **Feb. 3, 2010**

(51) **Int. Cl.**  
**H04M 1/64** (2006.01)

(52) **U.S. Cl.**  
USPC ..... **379/88.01**; 379/88.03; 379/88.04;  
379/88.17; 379/88.18; 379/88.19; 379/88.23

(58) **Field of Classification Search**  
USPC ..... 379/88.01, 88.03, 88.04, 88.17, 88.18,  
379/88.19, 88.23  
See application file for complete search history.

(56) **References Cited**

U.S. PATENT DOCUMENTS

4,653,045 A	3/1987	Stanley et al.
4,736,405 A	4/1988	Akiyama
4,897,866 A	1/1990	Majmudar et al.
5,006,987 A	4/1991	Harles
5,007,429 A	4/1991	Treach et al.
5,027,400 A	6/1991	Baji et al.
5,086,385 A	2/1992	Launey et al.
5,144,548 A	9/1992	Salandro
5,265,014 A	11/1993	Haddock et al.
5,294,229 A	3/1994	Hartzell et al.
5,335,276 A	8/1994	Thompson et al.

5,416,831 A	5/1995	Chewning, III et al.
5,417,575 A	5/1995	McTaggart
5,422,809 A	6/1995	Griffin et al.
5,465,213 A	11/1995	Ross
5,465,401 A	11/1995	Thompson
5,475,399 A	12/1995	Borsuk
5,499,330 A	3/1996	Lucas et al.
5,519,809 A	5/1996	Husseiny et al.
5,533,102 A	7/1996	Robinson et al.
5,550,746 A	8/1996	Jacobs
5,572,581 A	11/1996	Sattar et al.

(Continued)

FOREIGN PATENT DOCUMENTS

EP	1225754 A3	7/2003
EP	1001597 A3	9/2003

(Continued)

OTHER PUBLICATIONS

Yin, M. and Zhai, S., "The Benefits of Augmenting Telephone Voice Menu Navigation with Visual Browsing and Search," *CHI'06 Proceedings of the SIGCHI conference on Human Factors in computing systems*: pp. 319-328, ACM, Montreal, Canada (Apr. 2006).

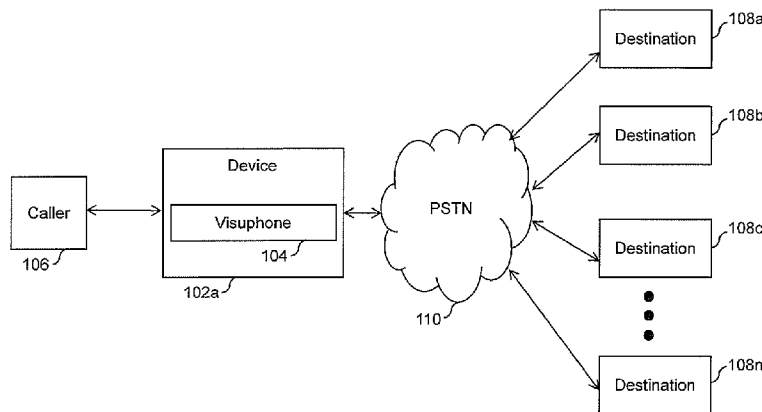
(Continued)

Primary Examiner — Quynh Nguyen

(57) **ABSTRACT**

Embodiments of the invention provide an enhanced telephone system. The telephone system comprises a database that comprises phone numbers and menus corresponding to the phone numbers. Further, the menus comprise options for selection. The telephone system comprises means for comparing a dialed number to the phone numbers in the database, displaying a menu based on a result of the comparison, enabling selection of the options from the displayed menu, and establishing a connection with a destination of the dialed number based on the selection of the options.

**19 Claims, 22 Drawing Sheets**



(56)

References Cited

U.S. PATENT DOCUMENTS

5,585,858 A	12/1996	Harper et al.	6,505,146 B1	1/2003	Blackmer
5,586,235 A	12/1996	Kauffman	6,510,411 B1	1/2003	Norton et al.
5,588,044 A	12/1996	Lofgren et al.	6,529,500 B1	3/2003	Pandharipande
5,592,538 A *	1/1997	Kosowsky et al. .... 379/93.08	6,560,320 B1	5/2003	Paleiov et al.
5,606,361 A	2/1997	Davidsohn et al.	6,603,840 B2	8/2003	Fellingham et al.
5,633,909 A	5/1997	Fitch	6,606,611 B1	8/2003	Khan
5,633,916 A	5/1997	Goldhagen et al.	6,606,741 B2	8/2003	Kojima et al.
5,657,221 A	8/1997	Warman et al.	6,636,835 B2	10/2003	Ragsdale-Elliott et al.
5,689,648 A	11/1997	Diaz et al.	6,653,930 B1	11/2003	Bonomo et al.
5,724,412 A	3/1998	Srinivasan	6,658,389 B1	12/2003	Alpdemir
5,739,814 A	4/1998	Ohara et al.	6,705,869 B2	3/2004	Schwartz
5,740,549 A	4/1998	Reilly et al.	6,714,519 B2	3/2004	Luzzatti et al.
5,768,142 A	6/1998	Jacobs	6,731,625 B1	5/2004	Eastep et al.
5,790,652 A	8/1998	Gulley et al.	6,754,181 B1	6/2004	Elliott et al.
5,794,205 A	8/1998	Walters et al.	6,788,770 B1	9/2004	Cook et al.
5,796,806 A	8/1998	Birckbichler	6,788,779 B2 *	9/2004	Ostapchuck ..... 379/265.02
5,802,283 A	9/1998	Grady et al.	6,791,583 B2	9/2004	Tang et al.
5,802,526 A	9/1998	Fawcett et al.	6,816,580 B2	11/2004	Timmins
5,807,336 A	9/1998	Russo et al.	6,820,037 B2	11/2004	Simon
5,819,225 A	10/1998	Eastwood et al.	6,820,062 B1	11/2004	Gupta et al.
5,822,404 A	10/1998	Cave	6,826,194 B1	11/2004	Vered et al.
5,822,405 A	10/1998	Astarabadi	6,829,368 B2	12/2004	Meyer et al.
5,838,682 A	11/1998	Dekelbaum et al.	6,856,673 B1	2/2005	Banks et al.
5,838,775 A	11/1998	Montalbano	6,862,713 B1	3/2005	Kraft et al.
5,867,816 A	2/1999	Nussbaum	6,865,268 B1	3/2005	Matthews et al.
5,873,068 A	2/1999	Beaumont et al.	6,885,737 B1	4/2005	Gao et al.
5,885,083 A	3/1999	Ferrell	6,889,195 B2	5/2005	Strandberg
5,885,245 A	3/1999	Lynch et al.	6,920,205 B2	7/2005	Hahn et al.
5,890,123 A	3/1999	Brown et al.	6,920,425 B1	7/2005	Will et al.
5,892,813 A	4/1999	Morin et al.	6,920,431 B2	7/2005	Showghi et al.
5,907,793 A	5/1999	Reams	6,937,705 B1	8/2005	Godfrey et al.
5,912,952 A	6/1999	Brendzel	6,968,506 B2	11/2005	Yacovone et al.
5,913,195 A	6/1999	Weeren et al.	6,990,455 B2	1/2006	Vozick
5,920,477 A	7/1999	Hoffberg et al.	7,020,609 B2	3/2006	Thrift et al.
5,937,040 A	8/1999	Wrede et al.	7,027,990 B2	4/2006	Sussman
5,940,488 A	8/1999	DeGrazia et al.	7,036,128 B1	4/2006	Julia et al.
5,948,040 A	9/1999	DeLorme et al.	7,039,589 B2	5/2006	Whitham
5,956,034 A	9/1999	Sachs et al.	7,047,196 B2	5/2006	Calderone et al.
5,982,875 A	11/1999	Lieben et al.	7,054,939 B2 *	5/2006	Koch et al. .... 709/227
5,987,103 A	11/1999	Martino	7,065,188 B1	6/2006	Mei et al.
6,009,398 A	12/1999	Mueller et al.	7,068,643 B1	6/2006	Hammond
6,014,428 A	1/2000	Wolf	7,092,738 B2	8/2006	Creamer et al.
6,020,915 A	2/2000	Bruno et al.	7,100,118 B1	8/2006	Klask
6,049,779 A	4/2000	Berkson	7,130,391 B2	10/2006	Janakiraman et al.
6,055,513 A	4/2000	Katz et al.	7,136,480 B2	11/2006	Mason
6,062,863 A	5/2000	Kirksey et al.	7,139,591 B2	11/2006	Callaghan et al.
6,088,429 A	7/2000	Garcia	7,145,902 B2	12/2006	Schindler et al.
6,088,712 A	7/2000	Huang et al.	7,146,321 B2	12/2006	Cyr et al.
6,091,805 A	7/2000	Watson	7,149,549 B1	12/2006	Ortiz et al.
6,091,956 A	7/2000	Hollenberg	7,159,008 B1	1/2007	Wies et al.
6,104,790 A	8/2000	Narayanaswami	7,177,814 B2	2/2007	Gong et al.
6,144,848 A	11/2000	Walsh et al.	7,180,889 B1	2/2007	Kung et al.
6,148,065 A	11/2000	Katz	7,180,985 B2	2/2007	Colson et al.
6,169,734 B1	1/2001	Wilson	7,181,401 B2	2/2007	Johnson et al.
6,212,547 B1	4/2001	Ludwig et al.	7,181,502 B2	2/2007	Incertis
6,228,921 B1	5/2001	Kasemann et al.	7,188,352 B2	3/2007	Nathan et al.
6,229,694 B1	5/2001	Kono	7,203,517 B2	4/2007	Shimoda et al.
6,230,197 B1	5/2001	Beck et al.	7,206,745 B2	4/2007	Surukkai et al.
6,259,444 B1	7/2001	Palmer et al.	7,206,809 B2	4/2007	Ludwig et al.
6,263,064 B1	7/2001	O'Neal et al.	7,209,124 B2	4/2007	Hunt et al.
6,273,726 B1	8/2001	Kirksey et al.	7,213,061 B1	5/2007	Hite et al.
6,321,198 B1	11/2001	Hank et al.	7,215,743 B2	5/2007	Creamer et al.
6,335,678 B1	1/2002	Heutschi	7,216,348 B1	5/2007	deCarmo
6,366,650 B1	4/2002	Rhie et al.	7,225,409 B1	5/2007	Schnarel et al.
6,373,817 B1	4/2002	Kung et al.	7,225,455 B2	5/2007	Bennington et al.
6,400,807 B1	6/2002	Hewitt et al.	7,228,492 B1	6/2007	Graham
6,405,033 B1	6/2002	Kennedy, III et al.	7,231,636 B1	6/2007	Evans
6,408,301 B1	6/2002	Patton et al.	7,231,656 B1	6/2007	Nathan
6,427,063 B1	7/2002	Cook et al.	7,240,006 B1	7/2007	Brocius et al.
6,445,694 B1	9/2002	Swartz	7,240,289 B2	7/2007	Naughton et al.
6,449,595 B1	9/2002	Arslan et al.	7,246,063 B2	7/2007	James et al.
6,456,706 B1	9/2002	Blood et al.	7,248,885 B2	7/2007	Benco et al.
6,460,057 B1	10/2002	Butler et al.	7,250,939 B2	7/2007	Lira
6,463,145 B1	10/2002	O'Neal et al.	7,254,227 B2	8/2007	Mumick et al.
6,482,156 B2	11/2002	Iliff	7,265,861 B1	9/2007	Ranalli et al.
			7,266,185 B2	9/2007	Trandal et al.
			7,266,186 B1	9/2007	Henderson
			7,266,499 B2	9/2007	Surace et al.
			7,272,222 B2	9/2007	Joseph et al.

(56)

References Cited

U.S. PATENT DOCUMENTS

7,272,497 B2 9/2007 Koshiji et al.  
 7,277,854 B2 10/2007 Bennett et al.  
 7,280,097 B2 10/2007 Chen et al.  
 7,280,646 B2 10/2007 Urban et al.  
 7,280,651 B2 10/2007 Anderson  
 7,286,990 B1 10/2007 Edmonds et al.  
 7,289,608 B2 10/2007 Kumhyr  
 7,289,904 B2 10/2007 Uyeki  
 7,299,405 B1 11/2007 Lee et al.  
 7,303,121 B2 12/2007 Martinez  
 7,319,477 B2 1/2008 Katz  
 7,324,947 B2 1/2008 Jordan et al.  
 7,328,239 B1 2/2008 Berberian et al.  
 7,330,890 B1 2/2008 Partovi et al.  
 7,353,016 B2 4/2008 Roundtree et al.  
 7,392,193 B2 6/2008 Mault  
 7,398,215 B2 7/2008 Mesbah et al.  
 7,406,413 B2 7/2008 Geppert et al.  
 7,412,533 B1 8/2008 Johnson et al.  
 7,433,452 B2 10/2008 Taylor et al.  
 7,440,898 B1 10/2008 Eberle et al.  
 7,450,112 B2 11/2008 Shneidman  
 7,466,803 B2 12/2008 Burg et al.  
 7,492,883 B2 2/2009 Kumhyr  
 7,539,484 B2 5/2009 Roundtree  
 7,546,143 B2 6/2009 Nelson et al.  
 7,584,249 B2 9/2009 Mumick et al.  
 7,606,741 B2 10/2009 King et al.  
 7,646,858 B2 1/2010 Salafia et al.  
 7,693,720 B2 4/2010 Kennewick et al.  
 7,720,091 B2 5/2010 Faber et al.  
 7,729,490 B2 6/2010 Hemm et al.  
 7,757,173 B2 7/2010 Beaman  
 7,809,376 B2 10/2010 Letourneau et al.  
 7,813,485 B2 10/2010 Yin et al.  
 7,843,899 B2 11/2010 Burritt  
 7,864,944 B2 1/2011 Khouri et al.  
 7,908,381 B2 3/2011 Koch et al.  
 7,966,188 B2 6/2011 Ativanichayaphong et al.  
 8,000,454 B1 8/2011 Or-Bach et al.  
 8,023,624 B2 9/2011 Kargman et al.  
 8,054,952 B1 11/2011 Or-Bach et al.  
 8,155,280 B1 4/2012 Or-Bach et al.  
 8,160,215 B2 4/2012 Or-Bach et al.  
 2002/0055844 A1 5/2002 L'Esperance et al.  
 2002/0147986 A1 10/2002 Michael et al.  
 2003/0005126 A1 1/2003 Schwartz et al.  
 2003/0007625 A1 1/2003 Pines et al.  
 2003/0033382 A1 2/2003 Bogolea et al.  
 2003/0074198 A1 4/2003 Sussman  
 2003/0112931 A1 6/2003 Brown et al.  
 2004/0034561 A1 2/2004 Smith  
 2004/0122941 A1 6/2004 Creamer et al.  
 2004/0198316 A1 10/2004 Johnson  
 2004/0204116 A1 10/2004 Ben-Efraim et al.  
 2004/0261100 A1\* 12/2004 Huber et al. .... 725/32  
 2005/0004977 A1 1/2005 Roberts et al.  
 2005/0055310 A1 3/2005 Drewett et al.  
 2006/0203977 A1 9/2006 Erhart et al.  
 2006/0239422 A1 10/2006 Rinaldo et al.  
 2006/0259424 A1 11/2006 Turcotte et al.  
 2006/0262921 A1 11/2006 Eppel et al.  
 2006/0285662 A1 12/2006 Yin et al.  
 2007/0026852 A1 2/2007 Logan et al.  
 2007/0032247 A1 2/2007 Shaffer et al.  
 2007/0038513 A1 2/2007 Flax et al.  
 2007/0094109 A1 4/2007 Perry  
 2007/0123223 A1 5/2007 Letourneau et al.  
 2007/0239537 A1 10/2007 Protheroe et al.  
 2007/0243887 A1 10/2007 Bandhole et al.  
 2007/0298776 A1 12/2007 Arlene  
 2008/0066015 A1 3/2008 Blankenhorn  
 2008/0095330 A1 4/2008 Jin et al.  
 2008/0226042 A1 9/2008 Singh  
 2008/0240376 A1\* 10/2008 Conway et al. .... 379/88.03

2008/0250334 A1 10/2008 Price  
 2009/0041215 A1 2/2009 Schmitt et al.  
 2009/0116414 A1 5/2009 Or et al.  
 2009/0136014 A1 5/2009 Bigue et al.  
 2009/0154666 A1 6/2009 Rios et al.  
 2009/0202050 A1 8/2009 Berger et al.  
 2009/0207980 A1 8/2009 Berger et al.  
 2009/0207996 A1 8/2009 Berger et al.  
 2009/0225788 A1 9/2009 Kephart et al.  
 2009/0228908 A1 9/2009 Margis et al.  
 2009/0276441 A1 11/2009 Malik  
 2009/0276708 A1 11/2009 Smith et al.  
 2009/0280863 A1 11/2009 Shin et al.  
 2009/0285380 A1 11/2009 Chen et al.  
 2010/0007028 A1 1/2010 Fachmann et al.  
 2010/0021030 A1 1/2010 Collins et al.  
 2010/0049654 A1 2/2010 Pilo et al.  
 2010/0087175 A1 4/2010 Roundtree  
 2010/0100377 A1 4/2010 Madhavapeddi et al.  
 2010/0166158 A1 7/2010 Costello et al.  
 2010/0172481 A1 7/2010 Canu et al.  
 2010/0189250 A1 7/2010 Williams et al.  
 2010/0191608 A1 7/2010 Mikkelsen et al.  
 2011/0009096 A1 1/2011 Rotsztein et al.  
 2011/0014952 A1 1/2011 Minton  
 2011/0060683 A1 3/2011 Salmon Rock et al.  
 2011/0091021 A1 4/2011 Adkar et al.  
 2011/0099116 A1 4/2011 Gabel  
 2011/0276408 A1 11/2011 Toole  
 2012/0063574 A1 3/2012 Or-Bach et al.

FOREIGN PATENT DOCUMENTS

EP 1351477 A1 10/2003  
 EP 1120954 A3 6/2005  
 EP 1545101 A3 12/2005  
 EP 774853 B1 5/2006  
 EP 1874018 A1 1/2008  
 JP 2004274425 A 9/2004  
 WO 9819259 A1 5/1998  
 WO 9840826 A3 12/1998  
 WO 9856158 A3 3/1999  
 WO 9848551 A3 4/1999  
 WO 0131497 A1 5/2001  
 WO 0157851 A1 8/2001  
 WO 0165871 A1 9/2001  
 WO 9820409 A8 11/2001  
 WO 0217604 A1 2/2002  
 WO 2004049306 A1 6/2004  
 WO 2004064299 A3 7/2005  
 WO 2007012831 A1 2/2007  
 WO 2007081929 A3 1/2008  
 WO 2008086320 A1 7/2008  
 WO 2008/086320 A1 7/2008  
 WO 2009006173 A3 3/2009  
 WO 2009100477 A1 8/2009

OTHER PUBLICATIONS

Damhuis, M., et al., "A Multimodal Consumer Information Server with IVR Menu," *2nd IEEE Workshop on Interactive Voice Technology for Telecommunications Applications (IVTTA94)*: pp. 73-76, Kyoto, Japan (Sep. 1994).  
 Shah, S.A.A., et al., "Interactive Voice Response with Pattern Recognition Based on Artificial Neural Network Approach," *International Conference on Emerging Technologies*: pp. 249-252, (Nov. 2007).  
 Trihandoyo, A., et al., "A real-time speech recognition architecture for a multi-channel interactive voice response system," *International Conference on Acoustics, Speech, and Signal Processing* vol. 4: pp. 2687-2690, (1995).  
 Co-pending U.S. Appl. No. 12/707,714, inventors Lavian, T. and Or-Bach, Z., filed Feb. 18, 2010, entitled "Systems and methods for visual presentation and selection of IVR menu."  
 Co-pending U.S. Appl. No. 12/719,001, inventors Lavian, T. and Or-Bach, Z., filed Mar. 7, 2010, entitled "Systems and methods for visual presentation and selection of IVR menu."

(56)

**References Cited**

## OTHER PUBLICATIONS

Co-pending U.S. Appl. No. 12/879,318, inventors Lavian, T. and Or-Bach, Z., filed Sep. 10, 2010, entitled "Systems and methods for visual presentation and selection of IVR menu."

Co-pending U.S. Appl. No. 13/022,883, inventors Lavian, T. and Or-Bach, Z., filed Feb. 8, 2011, entitled "Systems and methods for visual presentation and selection of IVR menu."

Co-pending U.S. Appl. No. 13/113,825, inventors Lavian, T. and Or-Bach, Z., filed May 23, 2011, entitled "Portable universal communication device."

Co-pending U.S. Appl. No. 13/022,851, inventors Lavian, T. and Or-Bach, Z., filed Feb. 8, 2011, entitled "Device and method for providing enhanced telephony."

Co-pending U.S. Appl. No. 13/022,768, inventors Lavian, T. and Or-Bach, Z., filed Feb. 8, 2011, entitled "Device and method for providing enhanced telephony."

Co-pending U.S. Appl. No. 13/022,869, inventors Lavian, T. and Or-Bach, Z., filed Feb. 8, 2011, entitled "Systems and methods for visual presentation and selection of IVR menu."

Co-pending U.S. Appl. No. 13/022,909, inventors Lavian, T. and Or-Bach, Z., filed Feb. 8, 2011, entitled "Device and method for providing enhanced telephony."

Co-pending U.S. Appl. No. 13/046,532, inventors Lavian, T. and Or-Bach, Z., filed Mar. 11, 2011, entitled "Systems and methods for communicating with an interactive voice response system."

Co-pending U.S. Appl. No. 13/159,093, inventors Lavian, T. and Or-Bach, Z., filed Jun. 13, 2011, entitled "Systems and methods for visual presentation and selection of IVR menu."

Co-pending U.S. Appl. No. 13/185,027, inventors Lavian, T. and Or-Bach, Z., filed Jul. 18, 2011, entitled "Systems and methods for visual presentation and selection of IVR menu."

Co-pending U.S. Appl. No. 13/186,984, inventors Lavian, T. and Or-Bach, Z., filed Jul. 20, 2011, entitled "Systems and methods for visual presentation and selection of IVR menu."

Damhuis, M., et al., "A Multimodal Consumer Information Server with IVR Menu," 2nd IEEE Workshop on Interactive Voice Technology for Telecommunications Applications (IVTTA94): pp. 73-76, Kyoto, Japan (Sep. 1994).

Trihandoyo, A., et al., "A real-time speech recognition architecture for a multi-channel interactive voice response system," International Conference on Acoustics, Speech, and Signal Processing vol. 4: pp. 2687-2690, (1995).

Hattori, S., et al., "A multimedia intelligent message communication system for distributed coordination environments," Electronics & Communications in Japan, Part I—Communications, vol. 76, No. 1, pp. 11-23, (1993).

Patent abstracts of Japan, vol. 097, No. 001, Jan. 31, 1997 & JP 08 242307 A (Canon Inc), Sep. 17, 1996.

Kalva, H., et al., "Delivering Object-Based Audio-Visual Services," IEEE Transactions on Consumer Electronics, vol. 45, No. 4, pp. 1108-1111, (1999).

Schmandt, "Phoneshell: the telephone as computer terminal," Proceedings of first ACM International Conference on Multimedia, Anaheim, CA, US, pp. 373-381, (1993).

Himberg, J., et al., "Time Series Segmentation for Context Recognition in Mobile Devices", IEEE, 203-210, (2001).

Chris Schmandt and Stephen Casner, "Phonetool: Integrating Telephones and Workstations," IEEE Communication Society, Nov. 27-30, pp. 0970-0974, (1989).

Basinger, R. G., et al., "Calling Card Service—Overall Description and Operational Characteristics", The Bell System Technical Journal, (1982).

Cadiz et al. "Designing and Deploying an Information Awareness interface" CSCW'02, Nov. 2002, ACM, pp. 314-323.

Corcoran et al. disclose "User interface technologies for home appliances and networks", IEEE Trans. Consumer Elect; pp. 679-685, (1998).

Nancy Friedrich, "Graphical-User-Interface Module Eases Integration," Wireless Systems Design, Oct. 2004, 1 page.

Balachandran, R., et al., "Dialog System for Mixed Initiative One-Turn Address entry and Error Recovery," Proceedings of SIGDIAL 2009, the 10th Annual Meeting of the Special Interest Group in Discourse and Dialogue, pp. 152-155, Queen Mary University of London, Association of Computational Logistics, (2009).

\* cited by examiner

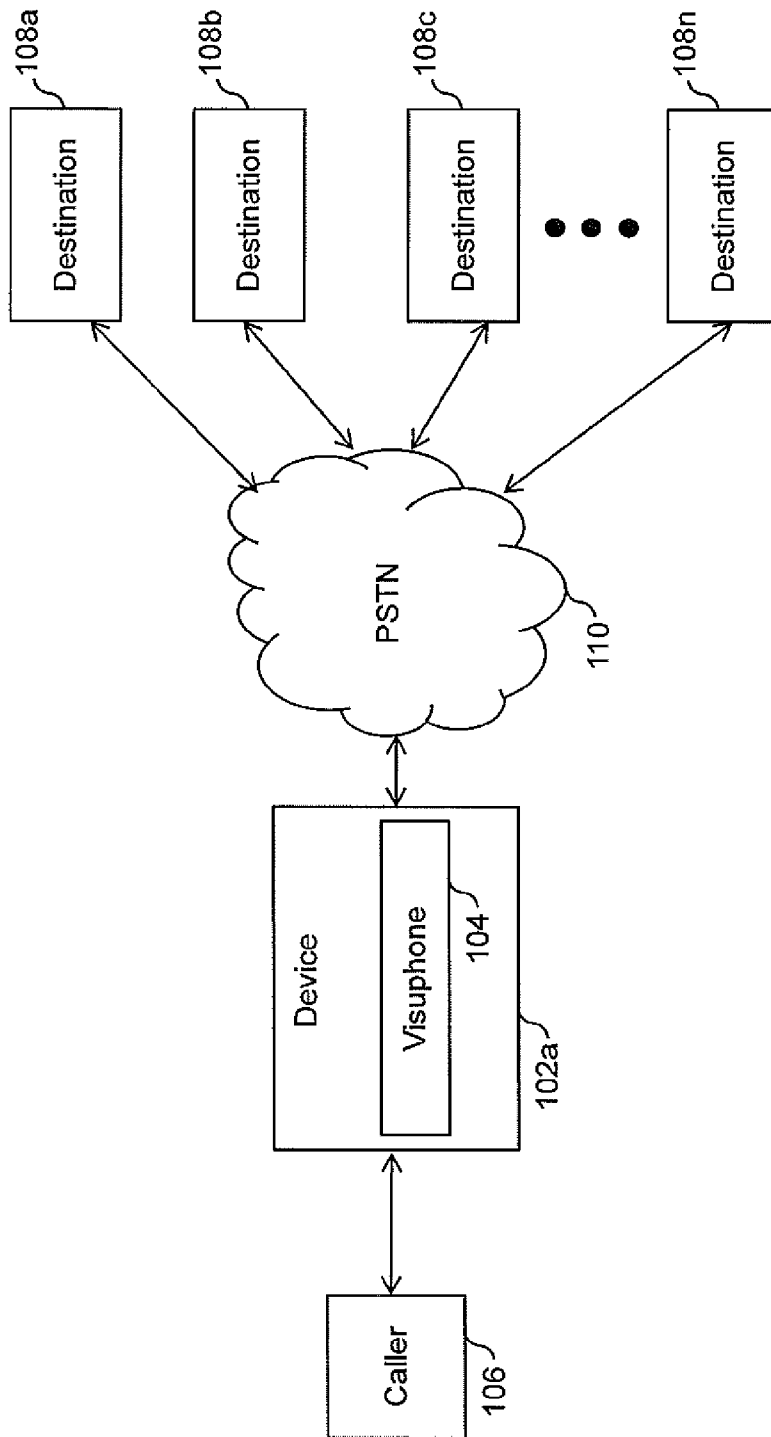


FIG. 1a

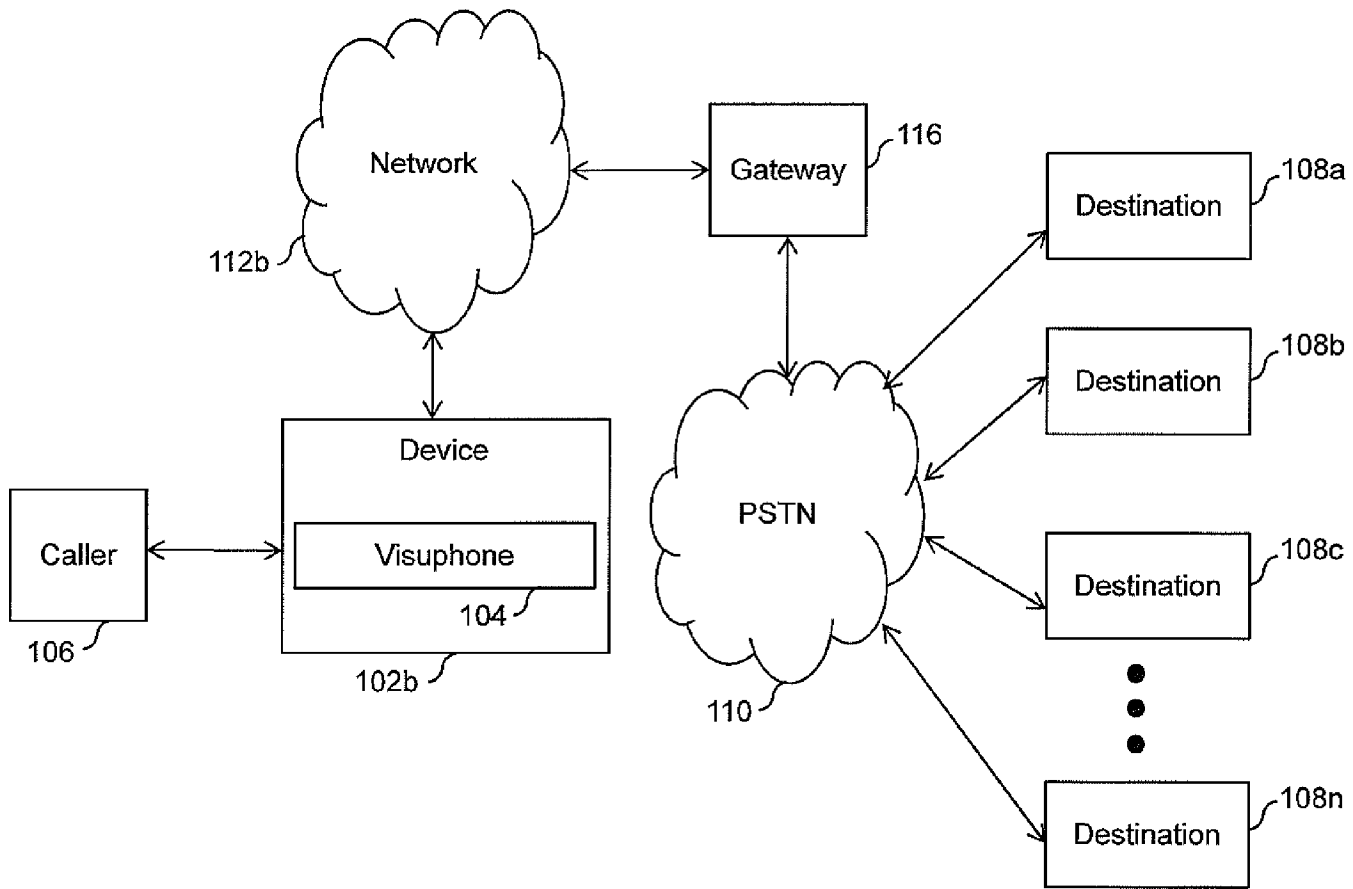


FIG. 1b

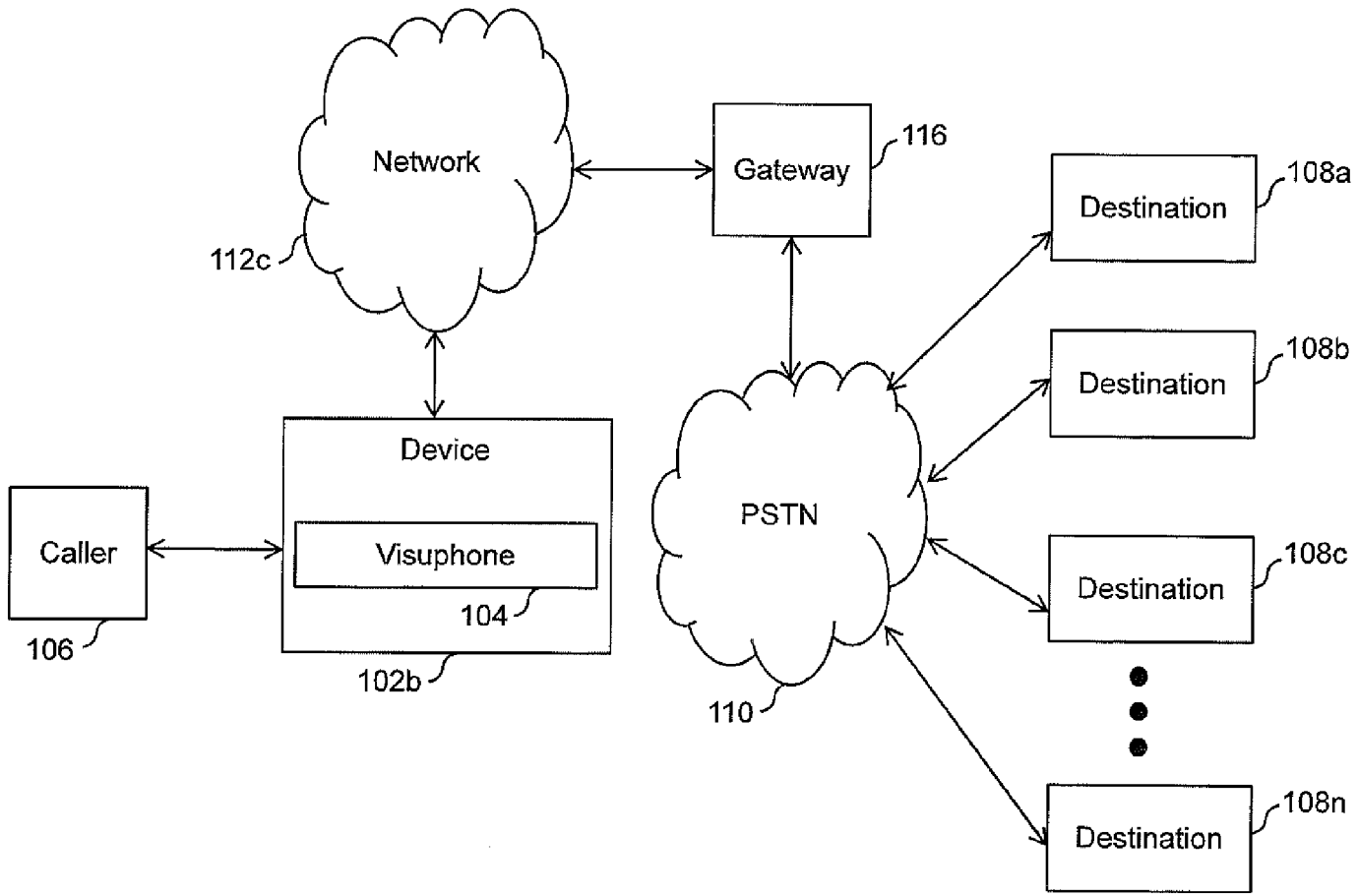


FIG. 1c

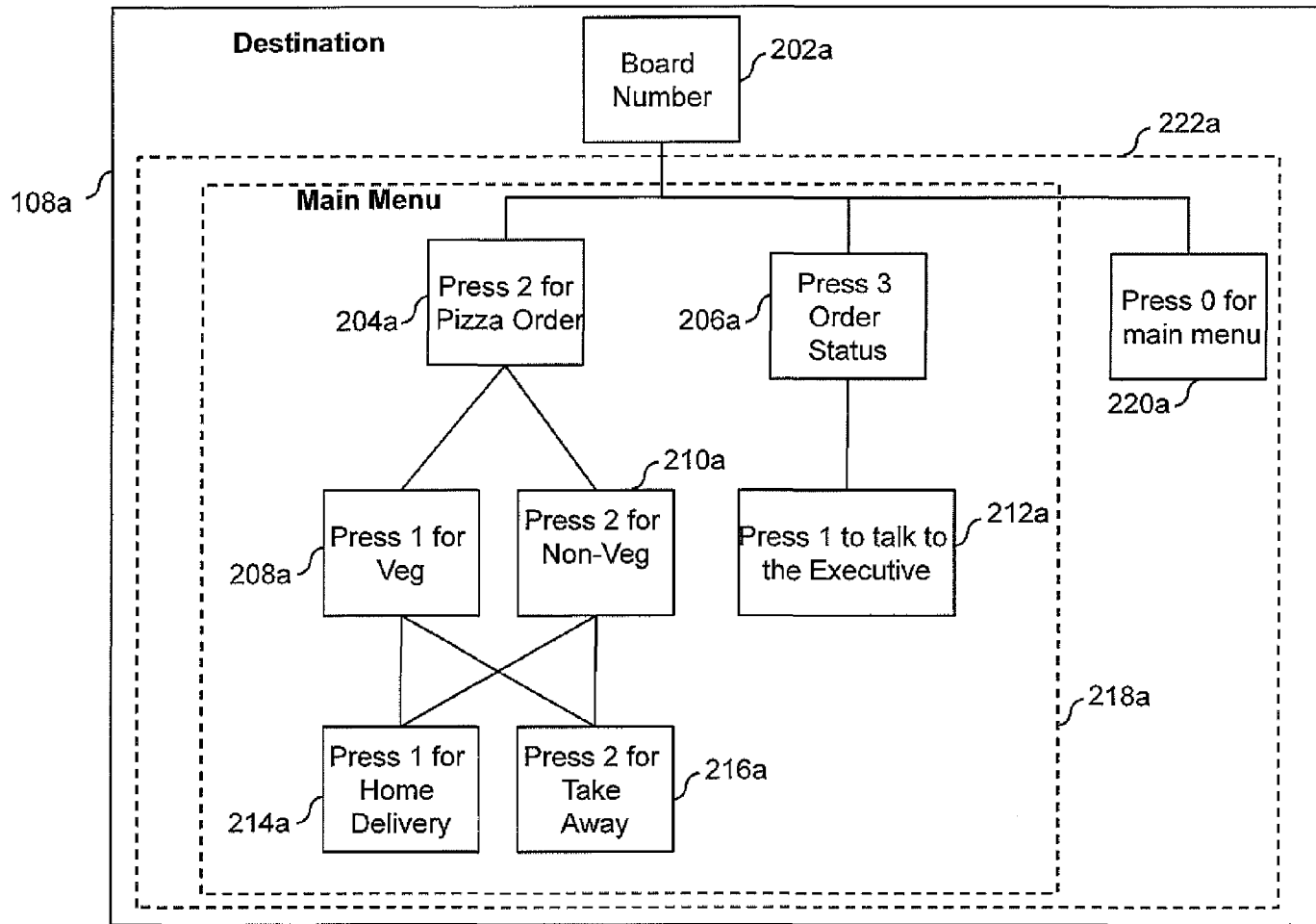


FIG. 2A



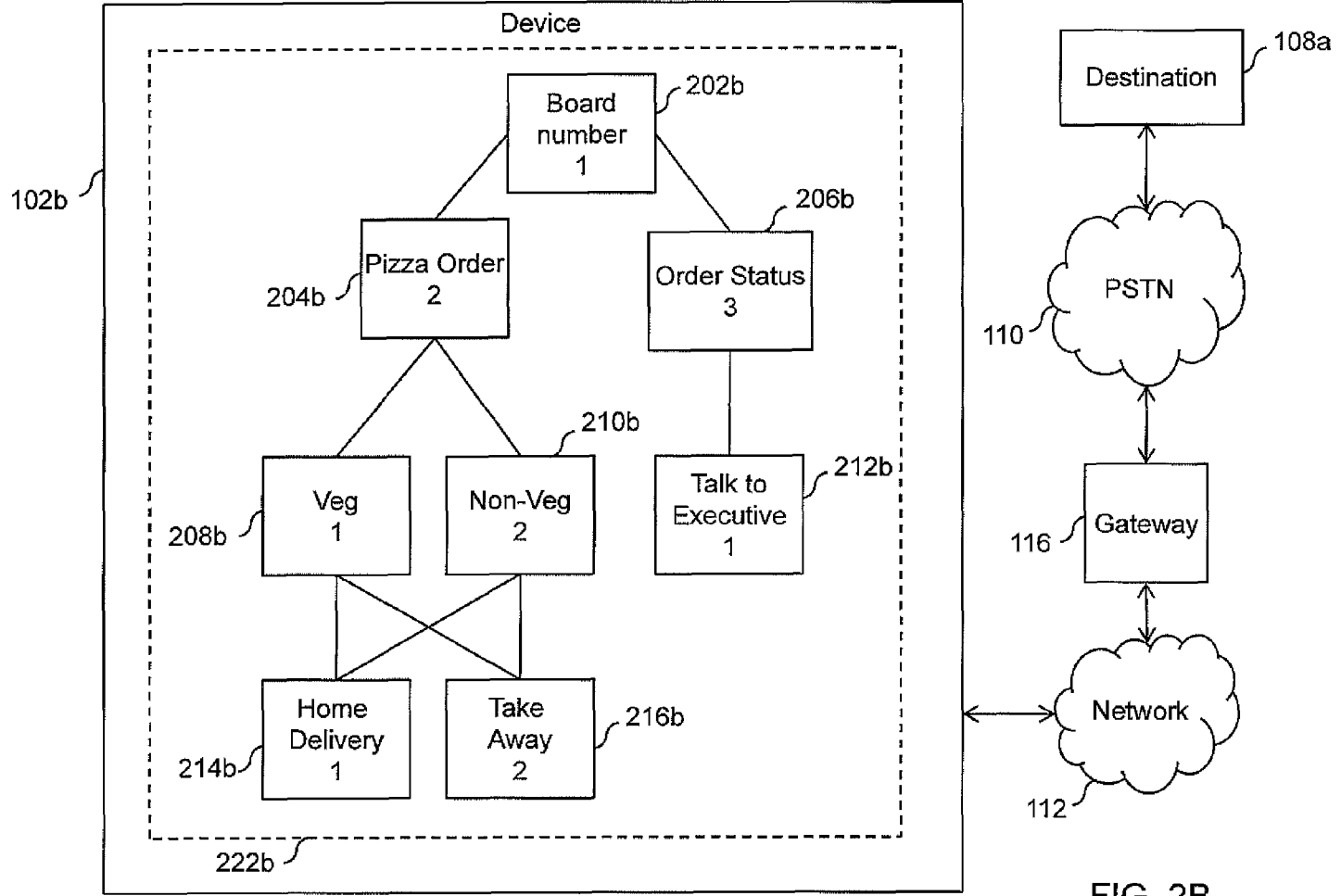


FIG. 2B

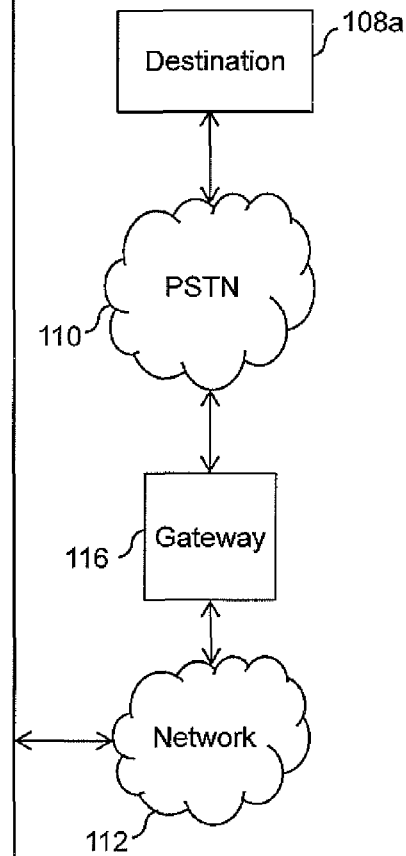
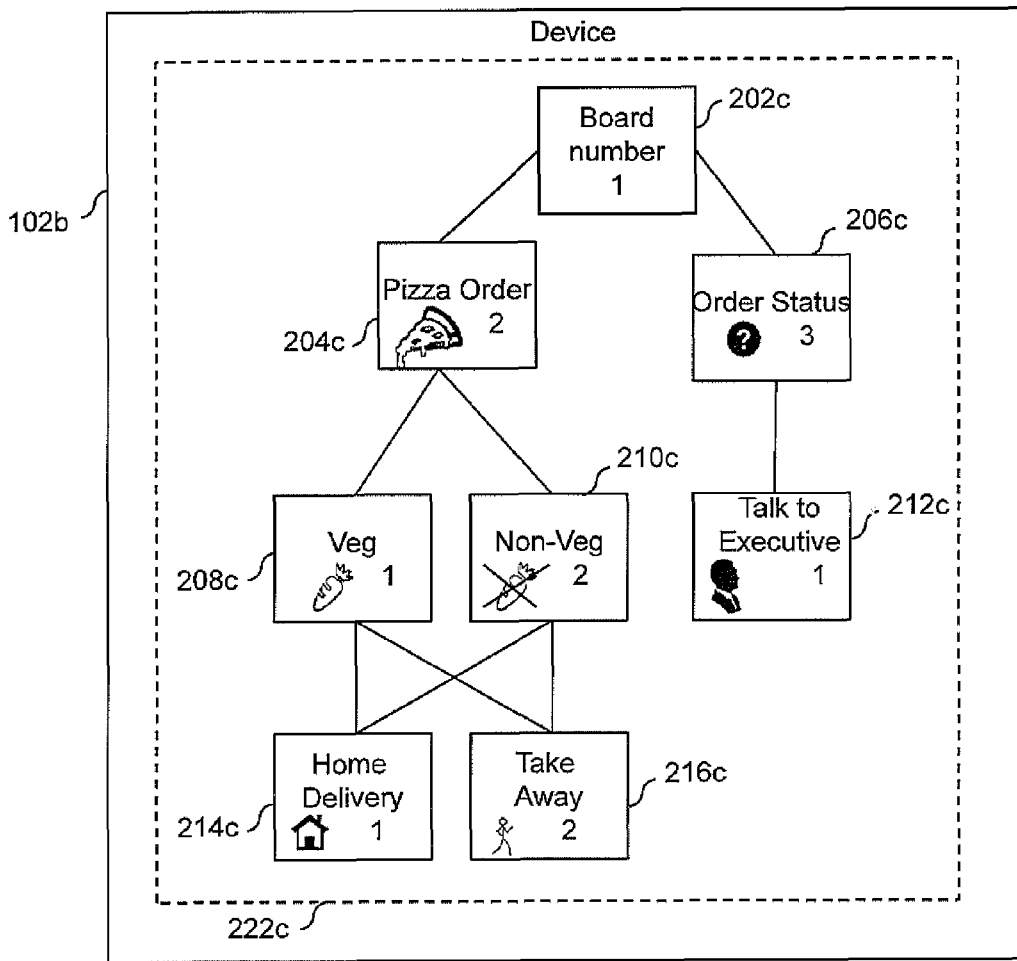


FIG. 2C

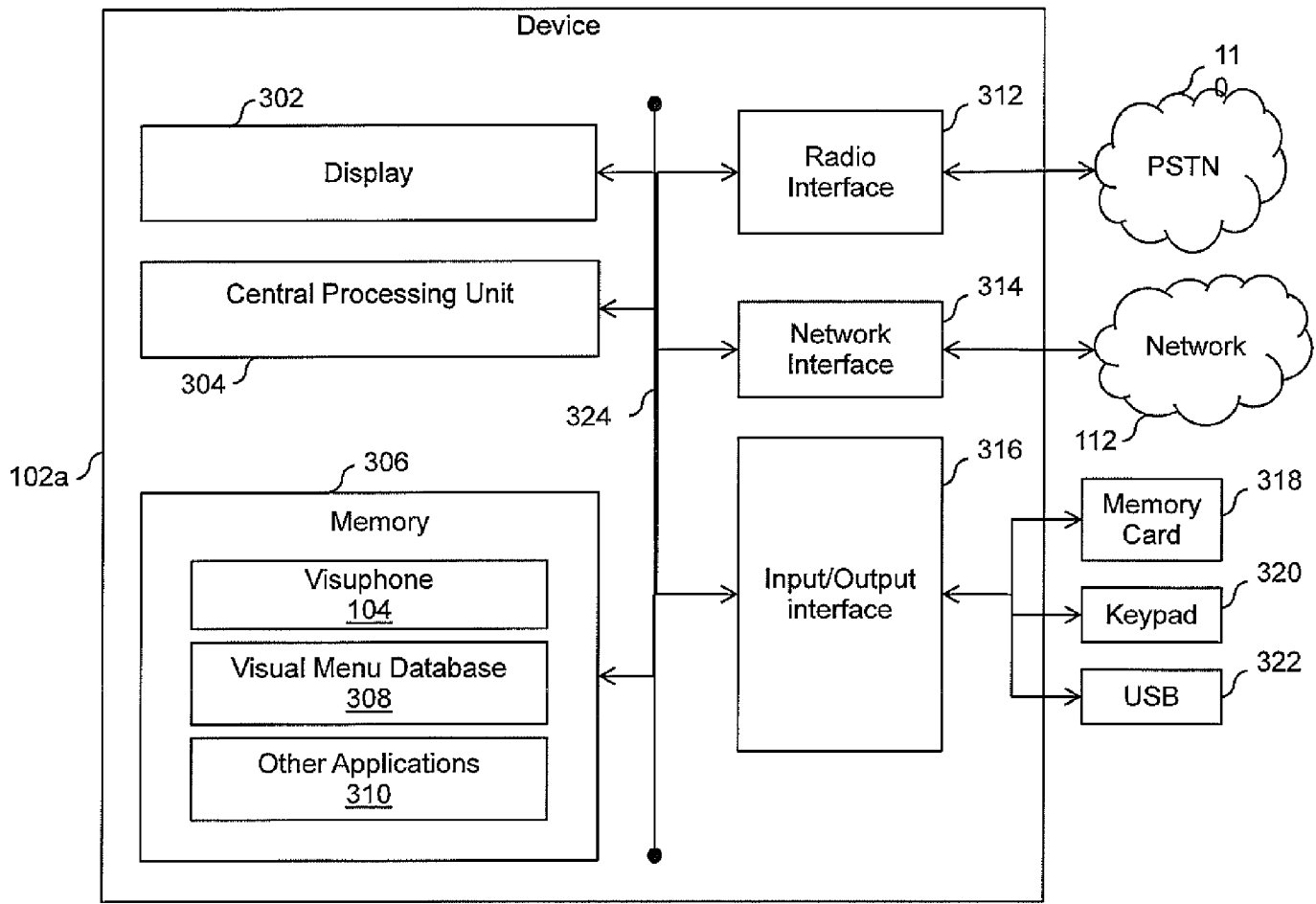


FIG. 3

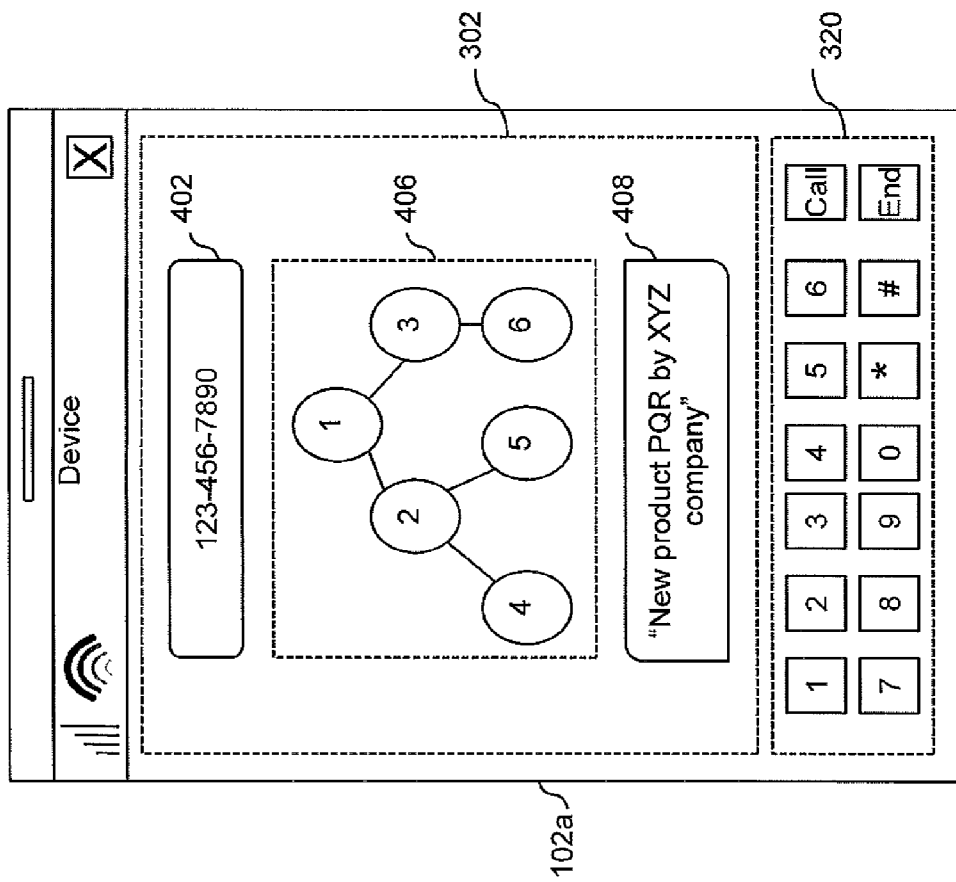


FIG. 4

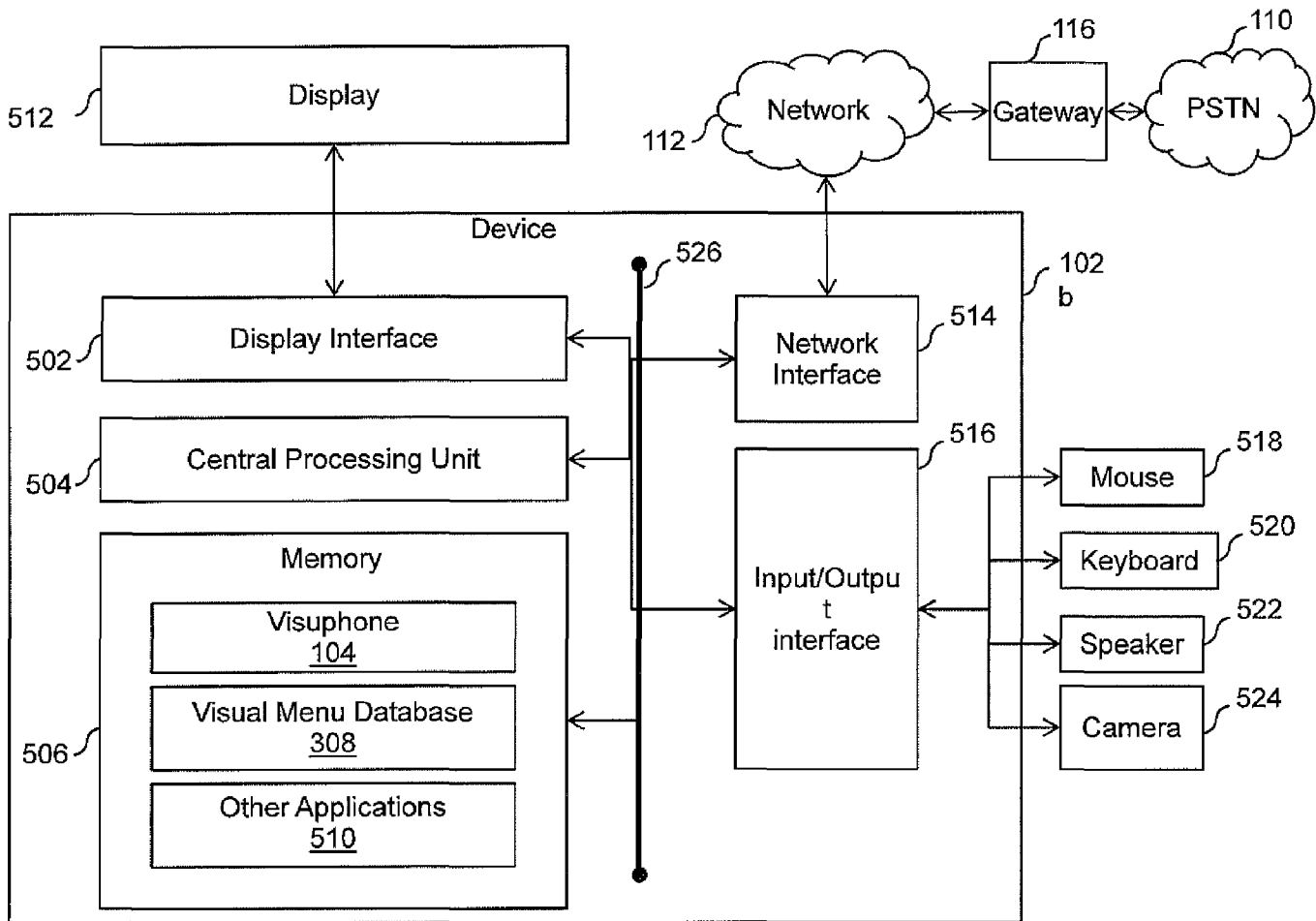


FIG. 5

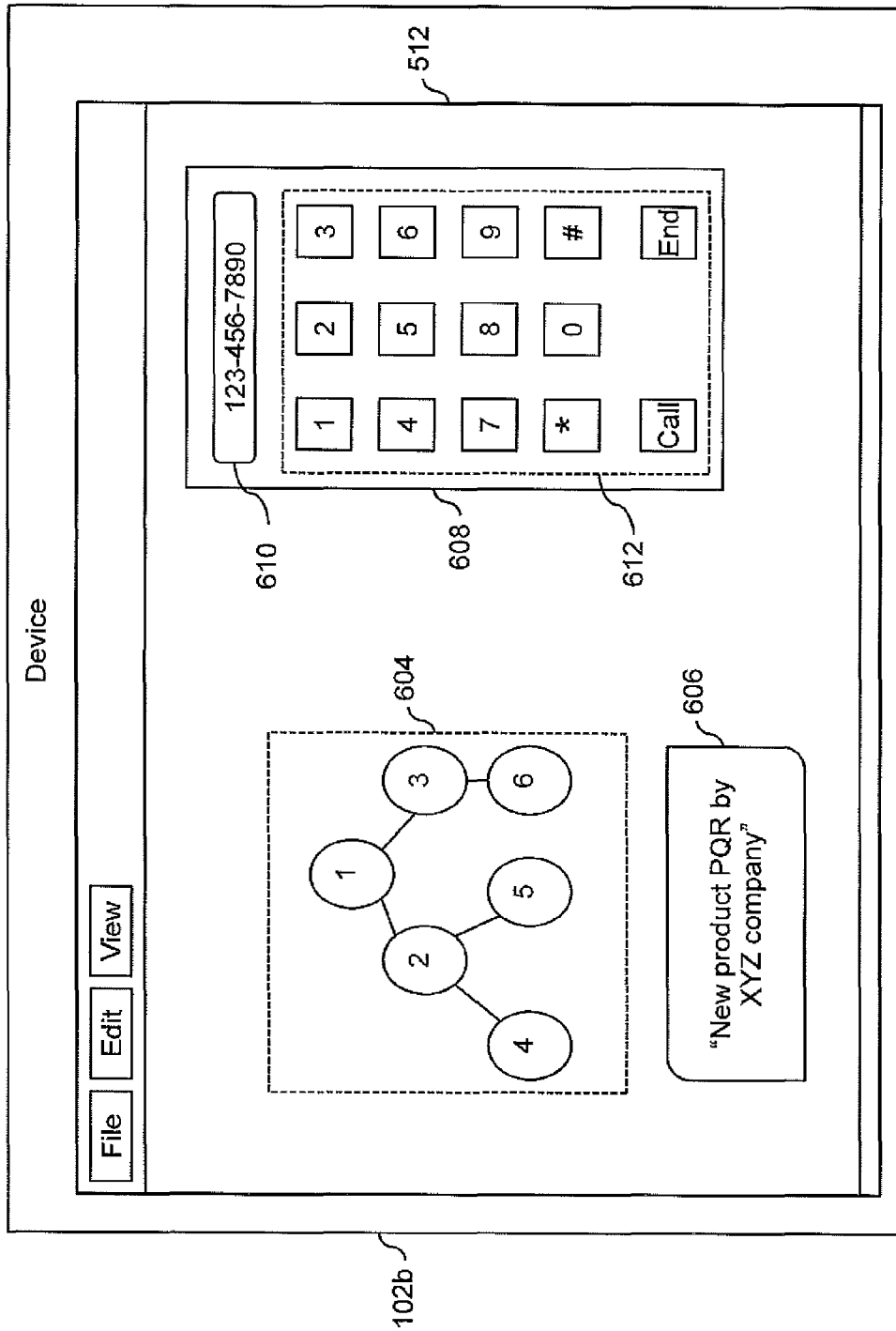


FIG.6

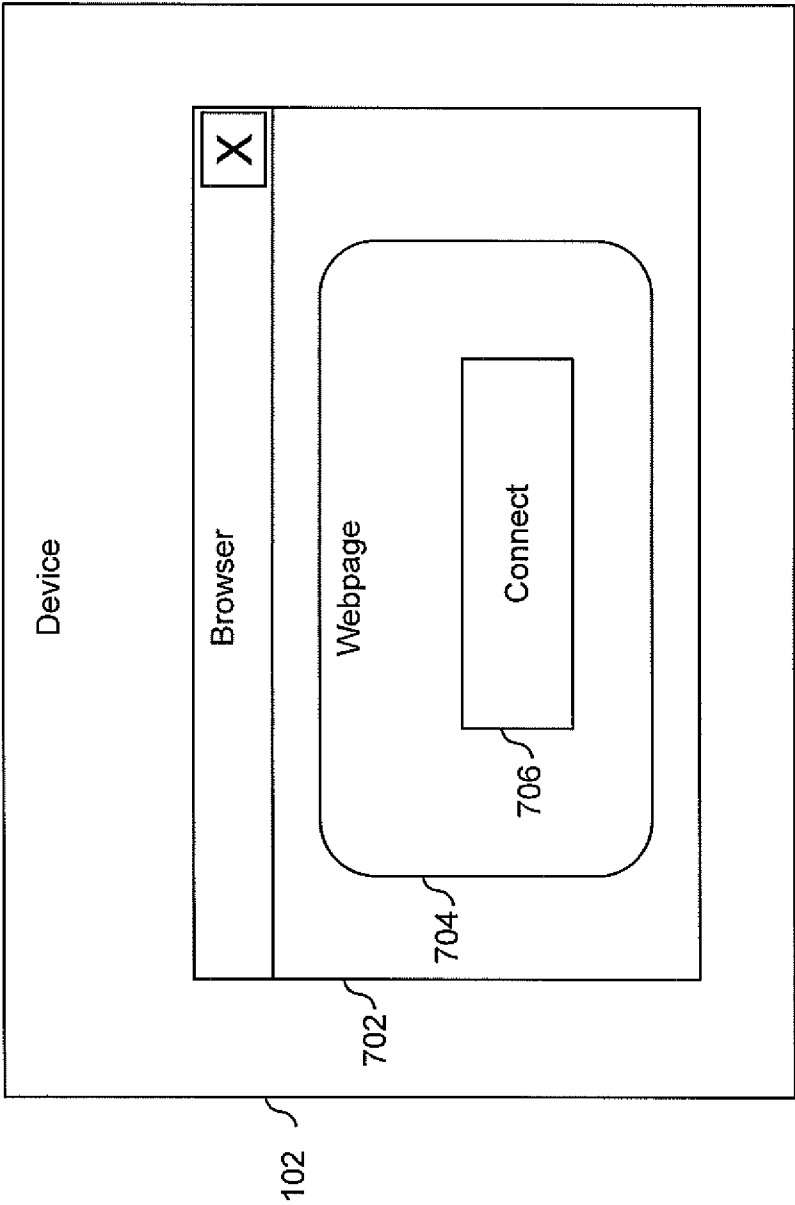


FIG. 7

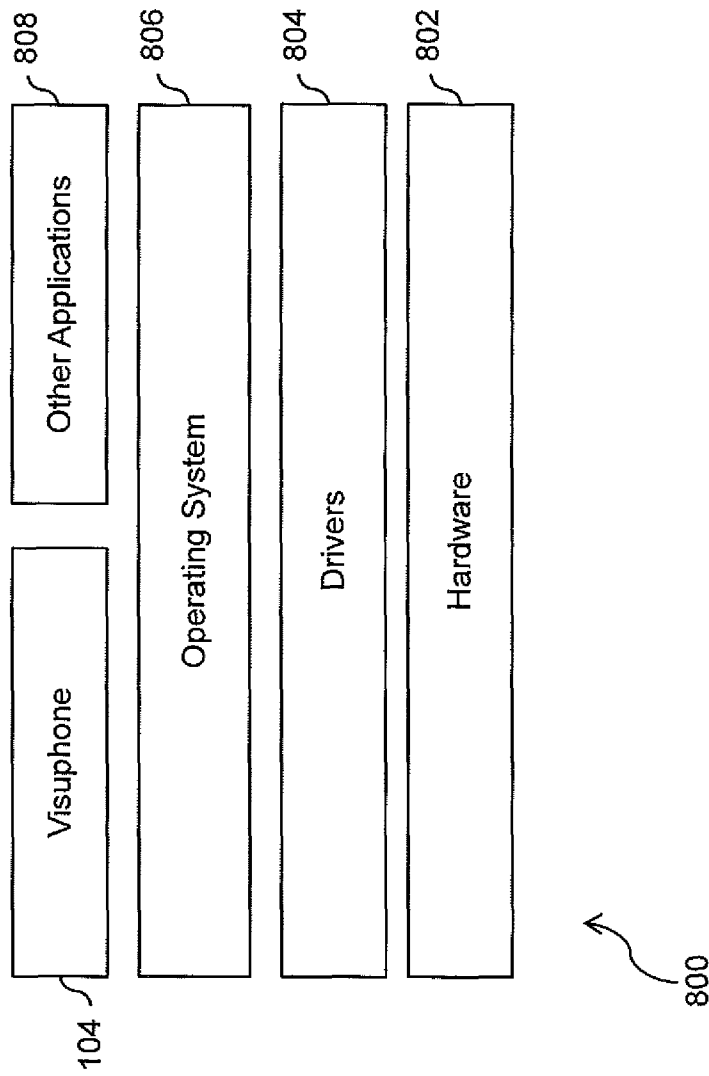


FIG. 8



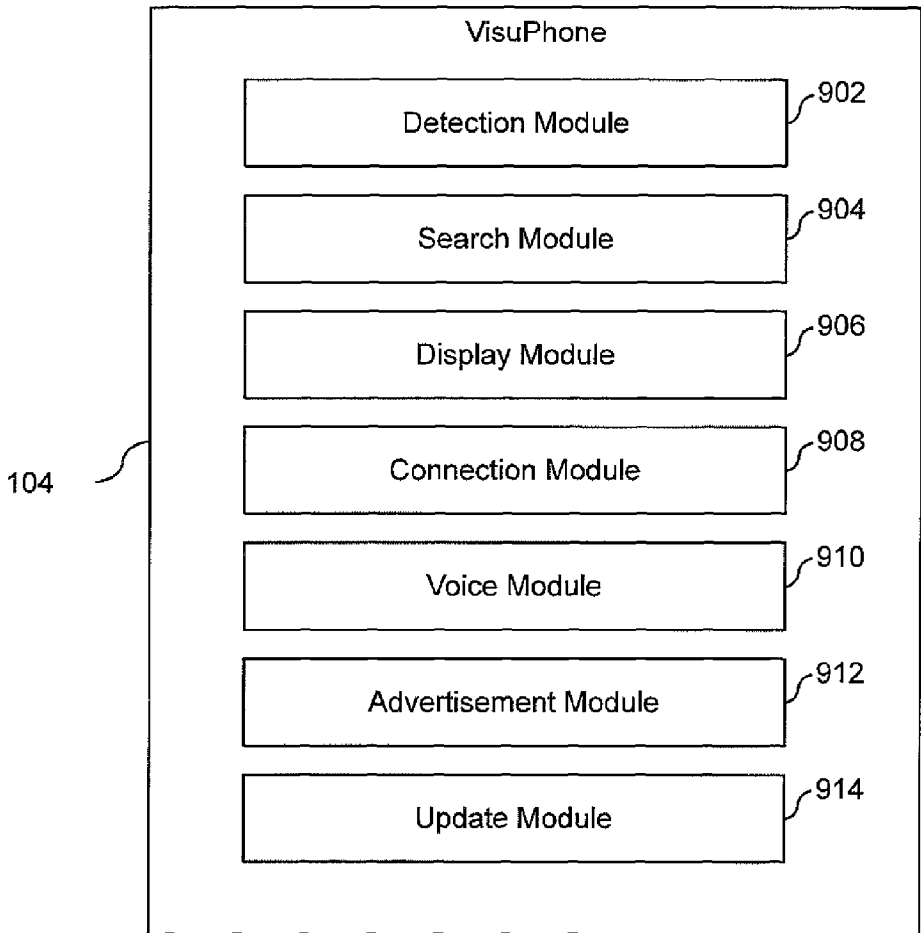


FIG. 9

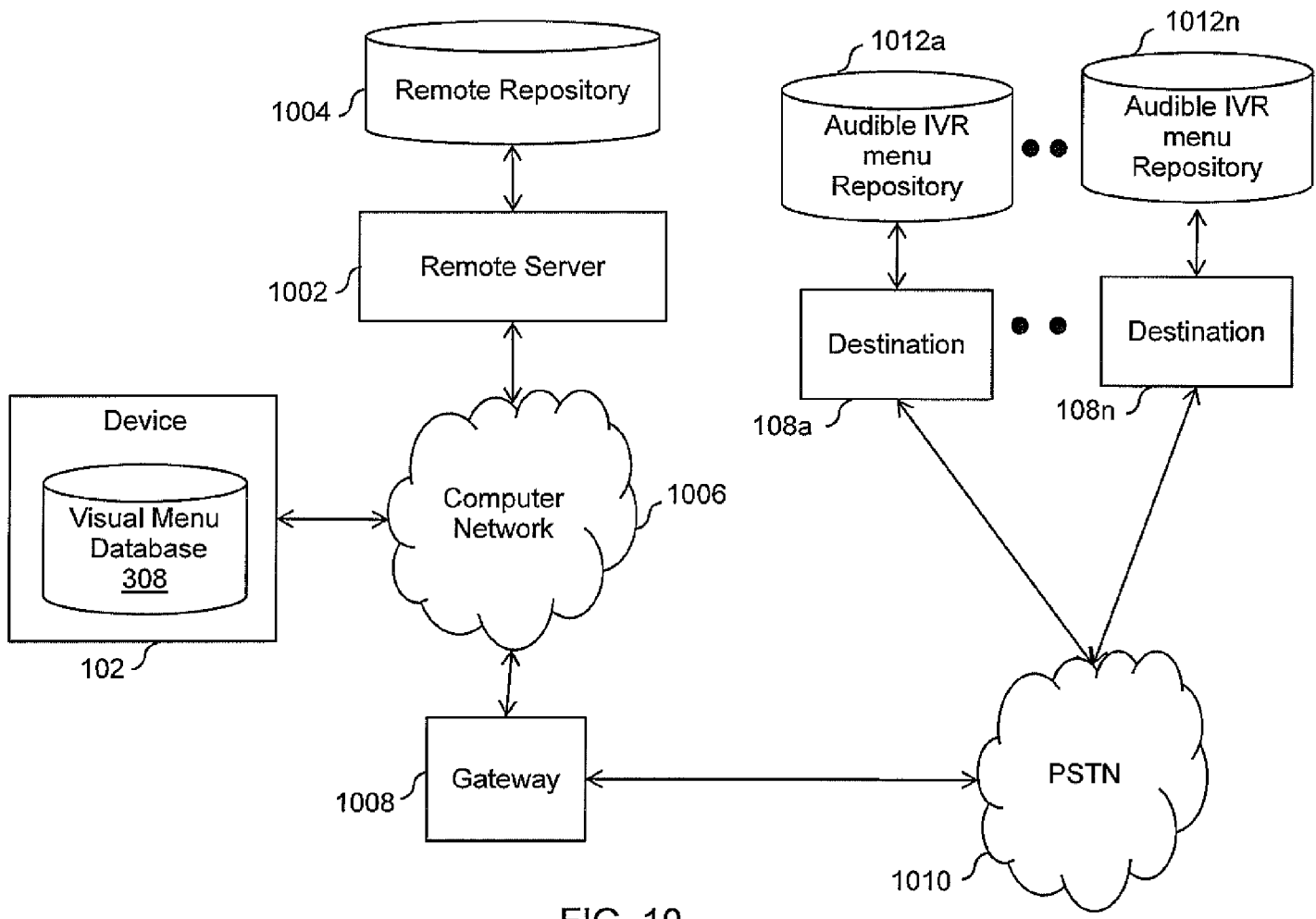


FIG. 10

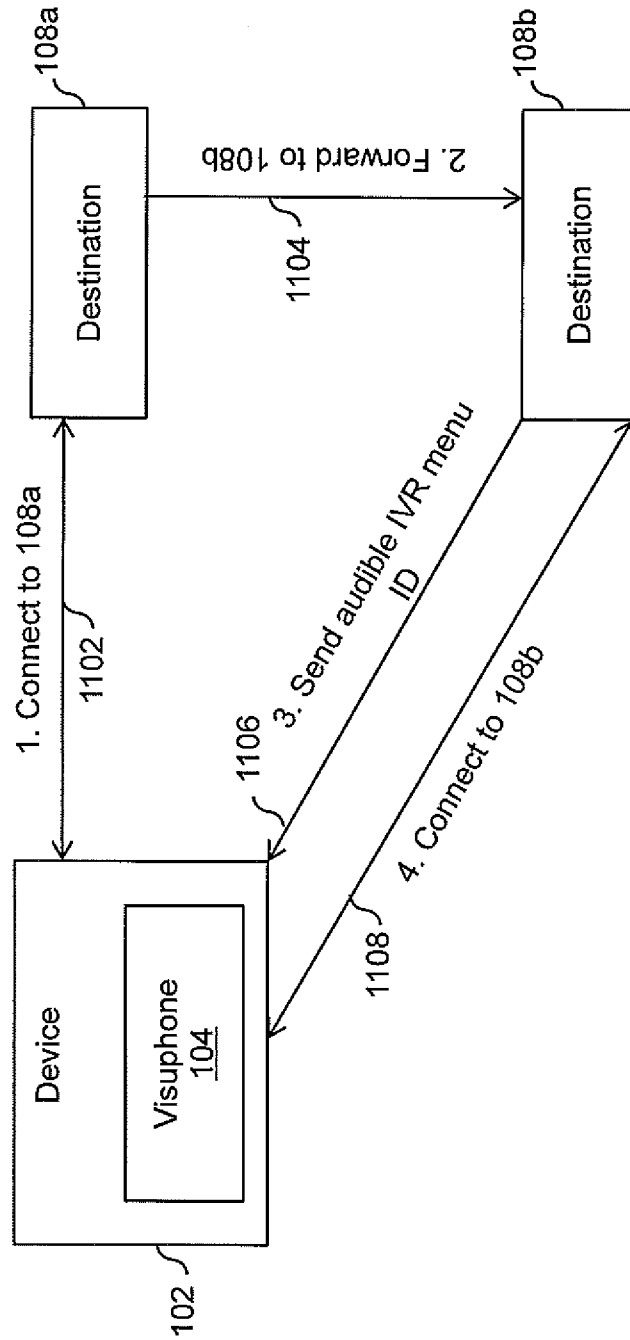


FIG. 11

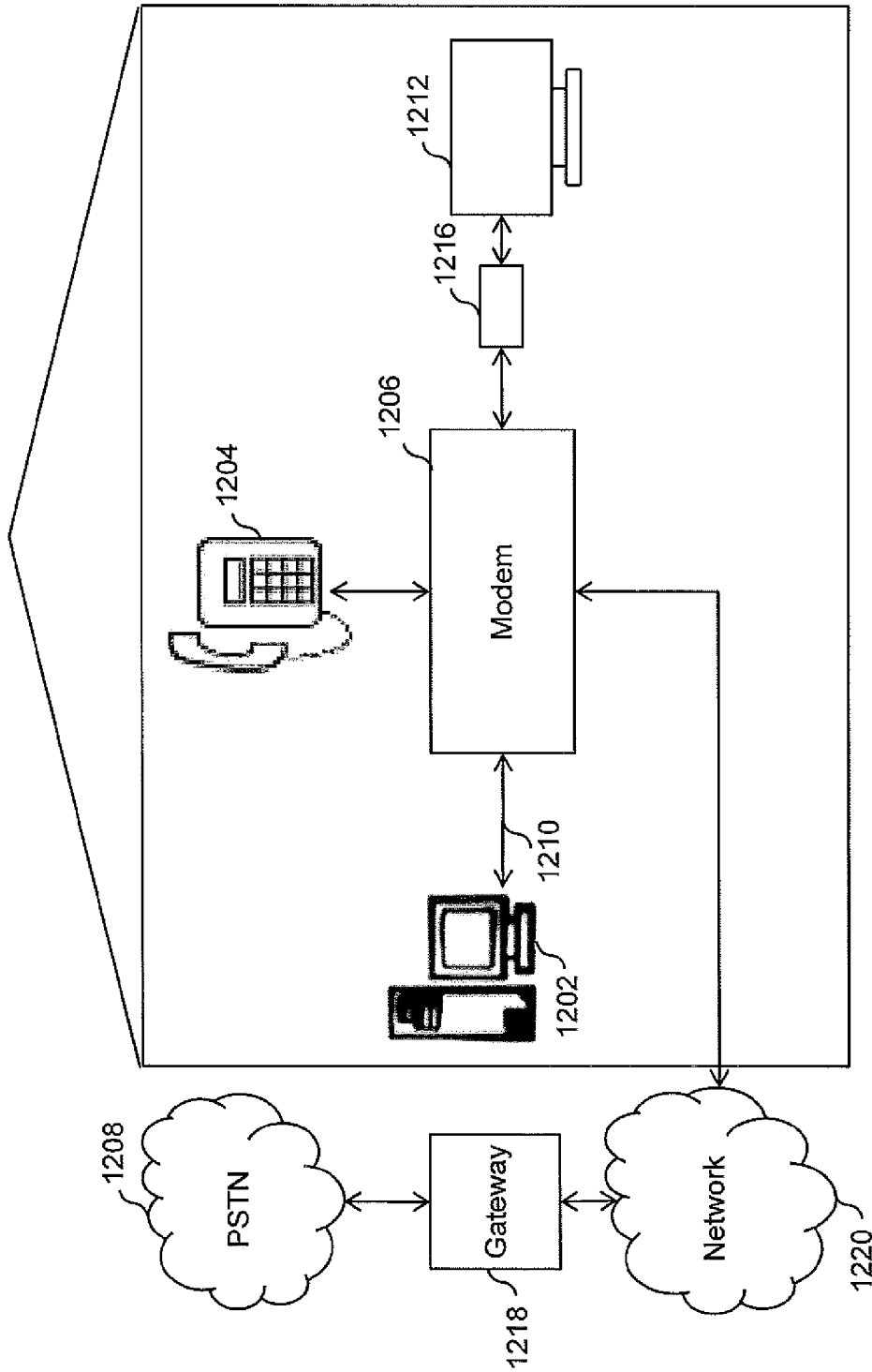


FIG. 12

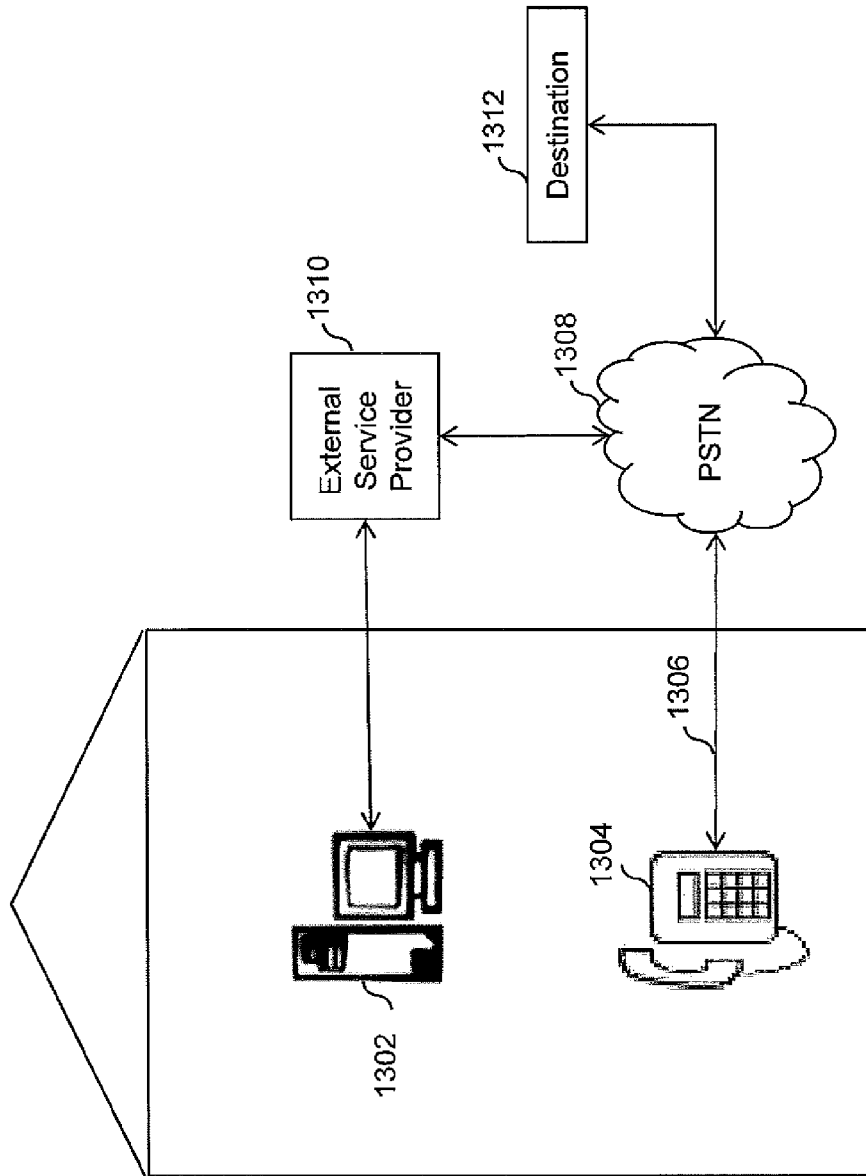


FIG. 13

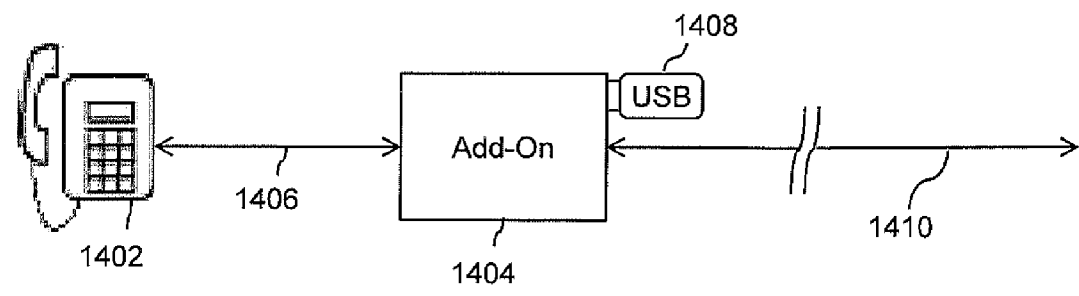


FIG. 14A

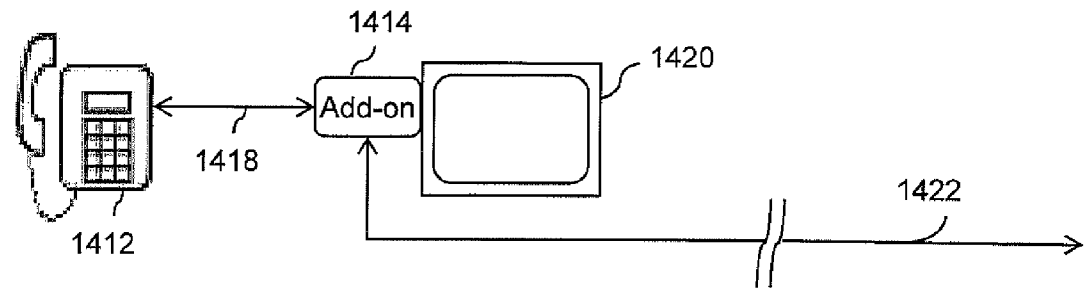


FIG. 14B

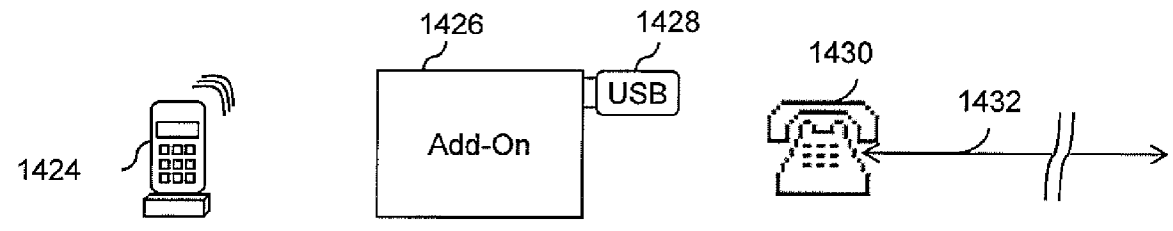


FIG. 14C

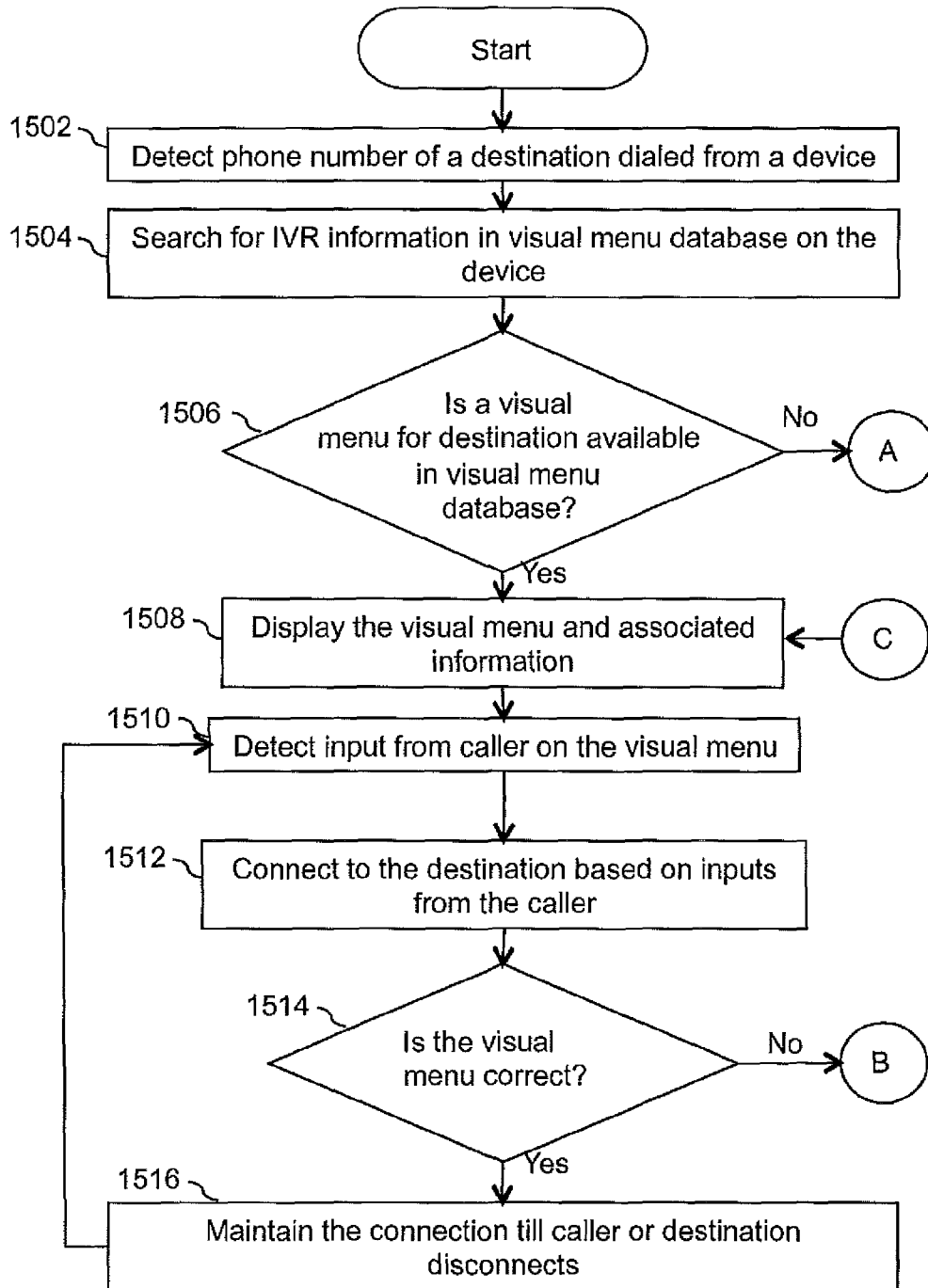


FIG. 15A

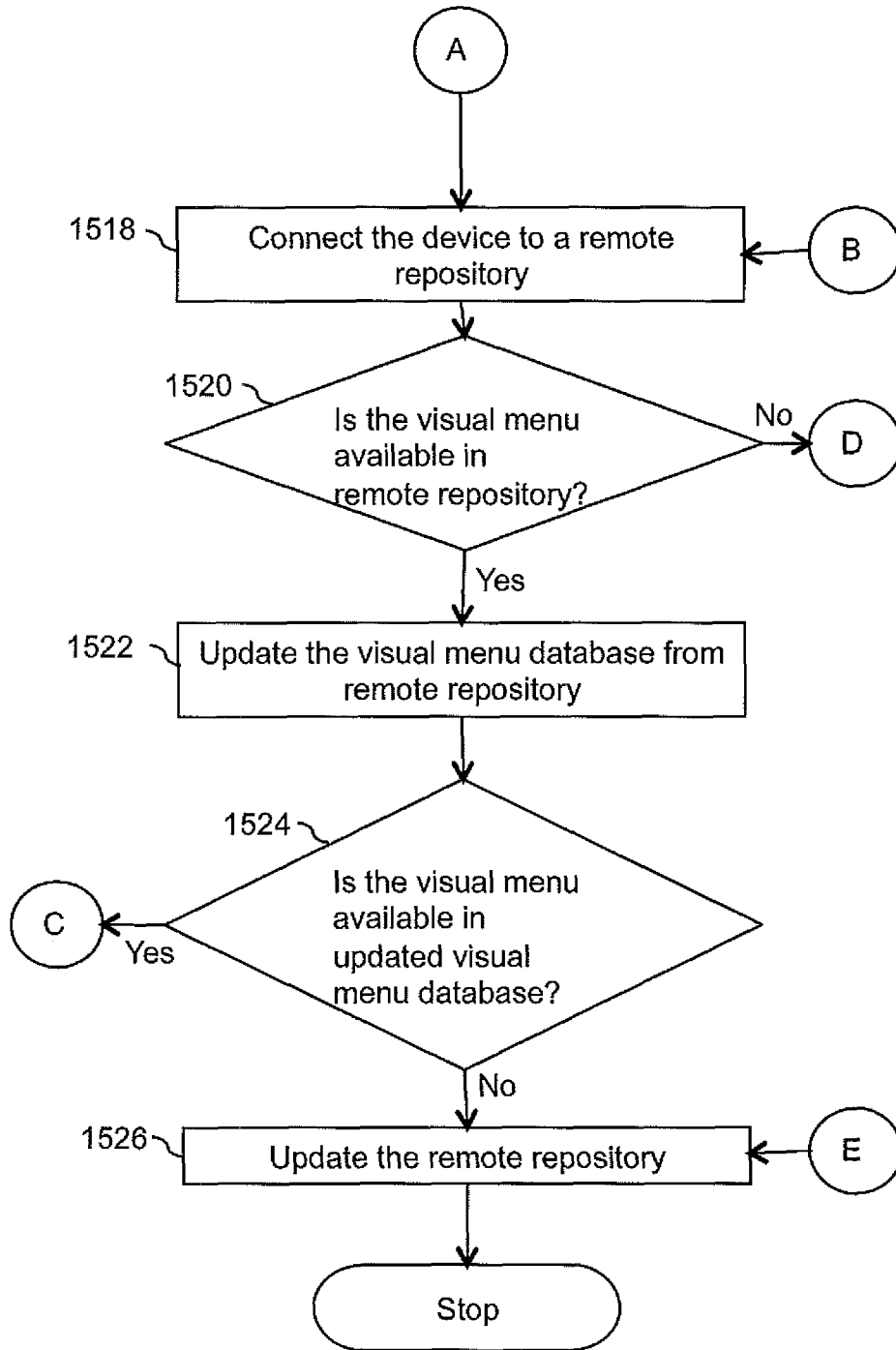


FIG. 15B



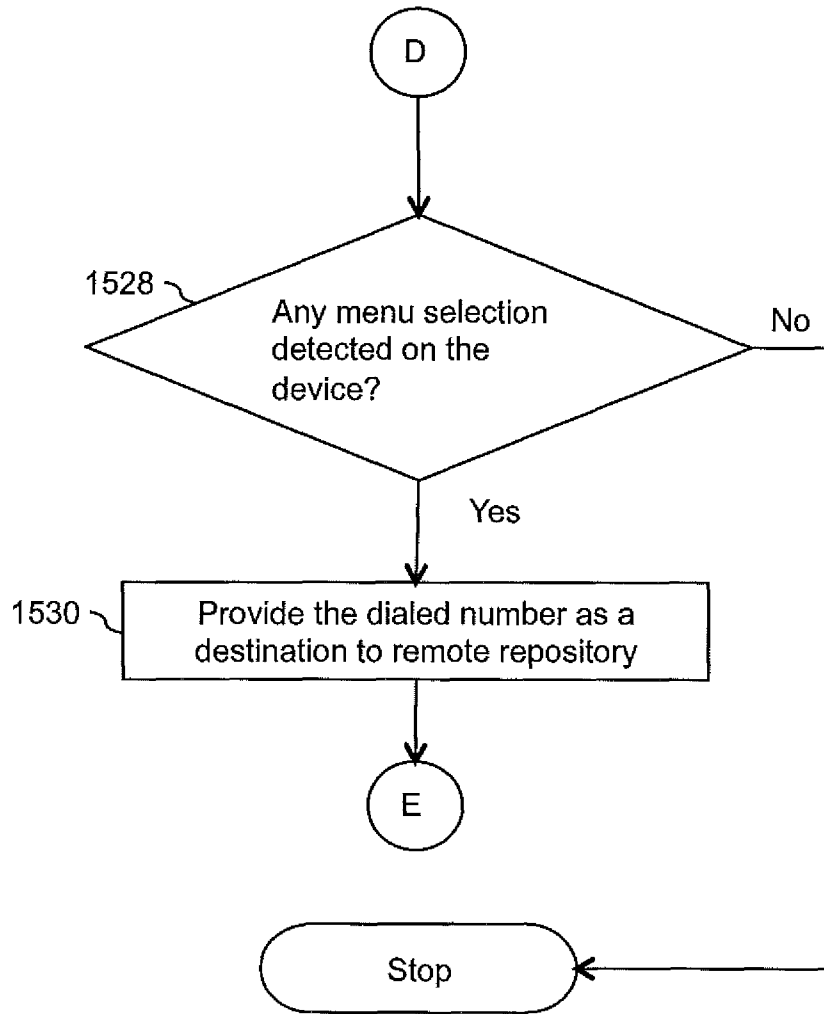


FIG. 15C

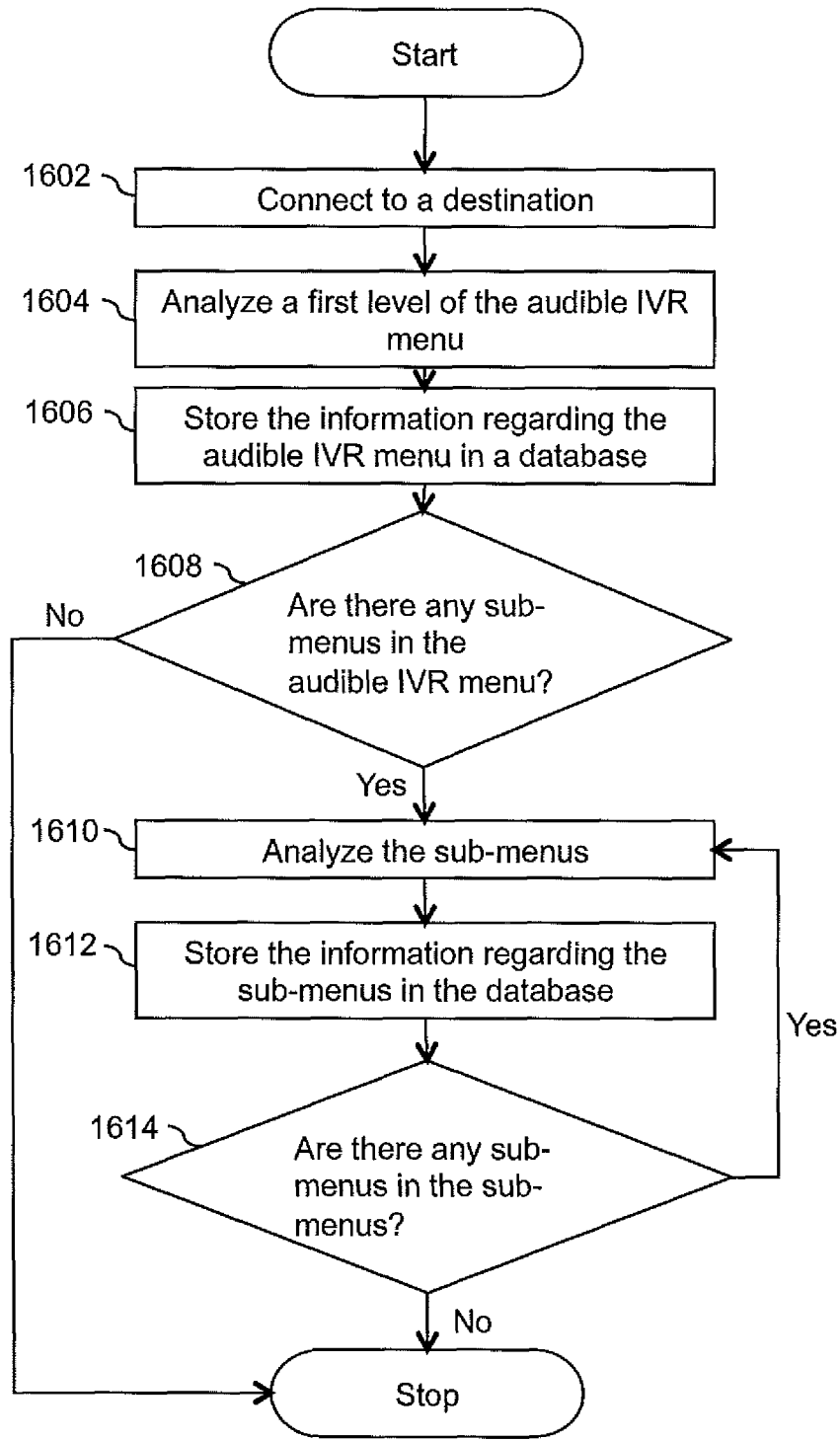


FIG. 16

## SYSTEMS AND METHODS FOR VISUAL PRESENTATION AND SELECTION OF IVR MENU

### FIELD OF THE INVENTION

The invention relates to Interactive Voice Response (IVR) system and more specifically the invention relates to visual selection of IVR from a device, auto detection and management of IVR systems and telephone networks.

### BACKGROUND OF THE INVENTION

Interactive Voice Response (IVR) technology is generally used to detect voice and key inputs from a caller. Various organizations such as banks, insurance companies, and other service providers use IVR technology to manage calls from their customers. Typically, IVR systems are used by organizations that have high call volumes. An objective for implementing the IVR systems is to provide the customers with a quick and good experience. Moreover, the cost of providing the services is reduced.

Generally, when the caller calls a destination, such as a bank, an automated audio menu is played. The audio IVR menu can contain instructions to provide instant services such as account balance inquiry when the destination is a bank. Further, audio menu can provide options for the caller to connect to a desired end inside the destination. For example, the menu may direct the caller to press various buttons on a telephone to connect to a particular department or agent. The audio IVR menu is designed specific to a destination. Therefore, each destination or organization may have different IVR menus. Further, the IVR menu in an organization can be based on the type of departments, type of services, customer care executives or agents and so forth. For example, an IVR menu of a bank may include options related to the account details of the caller, while an IVR menu of a pizzeria may contain options to order or select a pizza.

Typically, the caller calling the destination may have to listen and follow instructions on the menu to get a desired response or a function performed. Therefore, the process can be time consuming. Moreover, in case the caller provides an incorrect input, the complete process may have to be repeated. Furthermore, the IVR menu for an organization may not be updated or changed regularly. For example, extension numbers inside an organization may be changed and correspondingly, the extension numbers associated with the IVR menu may not be updated. As a result, a frequent caller may not be able to reach a desired end by remembering a combination of numbers. Therefore, the caller may not become frustrated with the IVR systems.

Various existing techniques try to address this problem by providing visual form of IVR. These technologies display the IVR menu graphically on a device of the caller. Existing techniques, for example, as disclosed in U.S. Pat. No. 7,215,743 assigned to International Business Machines Corporation and a published U.S. patent application with Ser. No. 11/957,605 assigned to Motorola Inc., provide the IVR menu of the destination in a visual form to the caller. As a result, the caller can select the options from the IVR menu without listening to the complete audio IVR menu. However, the IVR menu displayed on the device of caller is stored on an IVR server at the destination end. As a result, the visual IVR menu is specific to the destination and only the IVR of the destination dialed is displayed. These techniques therefore, require each destination to set-up hardware, software and other facilities to be deployed for providing visual IVR servers. Further,

the IVR menu may be required to be configured on the server of the destination to display it to the caller, as disclosed in U.S. Pat. No. 7,092,738 assigned to International Business Machines Corporation. Such techniques may be technically complicated and very expensive.

Another existing technique, for example as disclosed in a published U.S. application Ser. No. 11/467,548 assigned to Blankenhorn Thomas Tyrone, provides a telephone system that processes the signals received from the destination to present a visual display of menu choices in an automated telephone menu system. However, this technique has various limitations. For example, additional hardware may be required to understand the received signals and present a visual menu. Further, devices such as mobile phones may have to be specifically designed by the manufacturers to process the signals. Various IVR menus, complex operations such as voice authorization or authentications from the caller, which may not be possible by this technique. Moreover, a connection of the caller with the destination is required before the menu is displayed to the caller.

Yet another existing technique as described in U.S. Pat. No. 6,104,790 assigned to International Business Machines Corporation, detects the availability of a voice menu file at a destination, the device of caller or a third party service provider. Thereafter, the voice menu file may be parsed to display it in a text format. However, this technique has various limitations. For example, it does not provide any database of visual menus and relies completely on the availability of the voice menu file. Therefore, the technique will not function if the destination does not provide any download facilities. As a result, each of the organizations that desire to provide the facility may have to specifically set up of hardware, software or other services. Further, third party hardware and software setup may be required to enable functionality. Moreover, in case voice menu files are pre-loaded in the device of caller, then a lot of memory space is required at the device that limits the scalability of this technique. Furthermore, parsing of voice menu file by the device in real-time may be intensive on processing capabilities of the device. As a result, devices with advanced capabilities are required for proper functioning.

Another existing technique, as disclosed in U.S. Pat. No. 7,027,990 assigned to Lester Sussman, discloses visual menus for a touch-tone telephone with an embedded computer. In this case the text menus may be pre-loaded into the telephone of the caller as text menus. Therefore, when the caller dials the destination, an associated text menu is displayed on a screen. However, this technique is limited to touch-tone telephones with embedded computer. Moreover, only a single level of menu is displayed on the screen for complicated or nested menus. As a result, the caller may still have to select various options from the displayed menu to search and go to a desired option, which may be time consuming or frustrating. Furthermore, the technique is limited to display of text as generated from voice-to-text software that may not be reliable.

Another existing technique as disclosed in U.S. Pat. No. 6,560,320 assigned to International Business Machines Corporation enables an operator of the IVR to send customized signals to the caller for generating and displaying graphical elements on the device of the caller. Thereafter, the caller can respond by selecting options through touch-screen interface of the device. Dual Tone Multi frequency (DTMF) signals of the IVR. However, this technique requires a specifically configured device to interpret the codes sent as Dual Tone Multi frequency (DTMF) signals for generating the graphics. Moreover, an operator is required to present the graphics to the caller. Furthermore, specialized software and hardware are

required at the operator to design and generate DTMF codes. Therefore, the technique faces various practical limitations.

Generally, the IVR menus of the organizations are in form of audible menu. Moreover, there are a large number of organizations that use IVR menus. Therefore, converting the audible menus to visual menus can be time consuming. An existing technique, as discloses in U.S. Pat. No. 6,920,425 assigned to Nortel Networks Limited, discloses an automated script to convert the audible menus scripts to visual menu scripts. However, the audible menus scripts must be available in a particular format to enable the conversion. Furthermore, the audio menu scripts must be available or downloadable for the program to function. As a result, only the audio menus scripts that are available can be converted to visual menu scripts. Furthermore, the device of the caller must be designed or programmed to understand the visual menu scripts.

Sometimes, the caller may call a particular destination frequently. For example, the caller may call a bank holding his account regularly for updates on his account balance. Therefore, the caller may not be interested in listening to the complete audio of the IVR menus every time the destination is dialed. An existing solution, for example as disclosed in U.S. Pat. No. 7,065,188 assigned to International Business Machines Corporation, provides methods and systems for personalizing the IVR menus. In this case, a profile and preferences of the caller are stored on an IVR system that is accessible to the caller through a Public Switched Telephone Network (PSTN). Therefore, when the caller connects to this IVR system a personalized IVR menu is displayed to the caller instead of the complete menu. However, the personalization in this case is limited to the IVR system of the particular destination only. Therefore, the caller cannot personalize or customize the IVR menu of any other destination dialed. Moreover, the personalization is limited to the profile generated by the access pattern of the user or the inputs provided by the user.

Various organizations encourage the customers to call them for information on their products or services, or for helping existing customers. Generally, a contact number is provided by the organizations on their website as a button. Therefore, when the customer presses the button a form is displayed. The customer then enters his contact number where an executive from the organization may call. However, this may be time consuming for the customer. Moreover, the customer may be not be able to talk to another executive during the call in case the on-line executive is not able to satisfy the customer. An existing technique, for example, as disclosed in a published U.S. patent application with Ser. No. 12/049,021 assigned to Harprit Singh, provides methods and systems for displaying an IVR menu, when the caller clicks a link on a webpage provided by the organization. However, the customer is still required to request the webpage with embedded information from a server of the organization. Moreover, the methods and systems are limited to the organizations that provide the required webpage to the customers.

The effectiveness of providing the IVR in visual form is discussed in a technical paper titled, 'The Benefits of Augmenting Telephone Voice MenuNavigation with Visual Browsing and Search' by Min Yin et. al. The paper discusses a setup where visual content of the IVR is sent from a service provider to a computer connected to a mobile phone. However, the technique discussed in the paper is limited to the visual content provided by the service provider's end, after the connection is established. Moreover, the providers are required to individually set up the hardware and services for providing visual content.

As discussed above the existing technologies have various limitations. Therefore, techniques are required for visual selection of IVR from a device, auto detection and management of IVR systems and telephone networks.

#### SUMMARY

An aspect of the invention is to provide to a caller using a device a visual menu corresponding to an audible IVR menu of a destination.

Another aspect of the invention is to enable the caller to directly interact with the visual menu without listening to the audible IVR menu of the destination.

Yet another aspect of the invention is to provide the visual menu to the caller before establishing a connection of the device with the destination.

Another aspect of the invention is to enable the caller to interact with the visual menu by using a touch sensitive screen of the device.

Another aspect of the invention is to provide advertisements related to the destination or function of the destination dialed by the caller.

A caller may dial or select a phone number from a device of a destination. The phone number is detected by Visuphone implemented on the device to display a visual menu corresponding to the audible IVR menu of the destination. Visuphone may be hardware, an application stored as a software or firmware on the device, or a combination thereof. Visuphone may include a database of visual menus corresponding to audible IVR menus for various destinations. Thereafter, the caller may interact with the visual menu displayed on the device to establish a connection with the destination. Furthermore, Visuphone may detect and launch a VOIP application for establishing the connection. Moreover, Visuphone may provide pre-recorded audio responses on behalf of the caller to the destination.

An enhanced telephone system is provided. The telephone system comprises a database that comprises one or more phone numbers and one or more menus corresponding to the phone numbers, wherein the menus comprise one or more options for selection. The telephone system comprises means for comparing a dialed number to the phone numbers in the database; means for displaying a menu based on a result of the comparison; means for enabling selection of the one or more options from the displayed menu; and means for establishing a connection with a destination of the dialed number based on the selection of the one or more options.

An enhanced telephone system is provided. The telephone system comprises a database comprising one or more phone numbers and one or more menus corresponding to the phone numbers, wherein the menus comprise one or more options for selection; means for comparing the a received number of a received call to the phone numbers in the database; means for displaying a menu based on a result of the comparison; and means for enabling selection of the one or more options from the displayed menu.

A method for providing enhanced telephony is also provided. The method comprising identifying a number dialed from a telephone system; comparing the dialed number to one or more phone numbers stored in a database, wherein the database comprises one or more menus corresponding to the phone numbers, and wherein the menus comprises one or more options for selection; and displaying on the telephone system a menu from the database based on a result of the comparison.

Another aspect of the invention is to generate a database of visual menus

Another aspect of the invention is to provide updates to the visual menus stored in the device.

Another aspect of the invention is to provide the visual menu when the call is forwarded from one destination to another.

Another aspect of the invention is to provide visual menus on electronic devices with screens that are connected to Visuphone.

#### BRIEF DESCRIPTION OF THE DRAWINGS

Having thus described the invention in general terms, reference will now be made to the accompanying drawings, which are not necessarily drawn to scale, and wherein:

FIG. 1a illustrates an exemplary environment where various embodiments of the invention function;

FIG. 1b illustrates another exemplary environment where various embodiments of the invention function;

FIG. 1c illustrates yet another exemplary environment where various embodiments of the invention function;

FIG. 2A illustrates an exemplary audible Interactive Voice Response (IVR) menu at a destination;

FIG. 2B illustrates an exemplary visual menu at a device corresponding to the audible IVR menu of the destination;

FIG. 2C illustrate an exemplary visual menu that display graphics for each option;

FIG. 3 illustrates exemplary components of the device for implementing a Visuphone, in accordance with an embodiment of the invention;

FIG. 4 illustrates an exemplary display of the visual menu on the device, in accordance with an embodiment of the invention;

FIG. 5 illustrates exemplary components of the device for implementing the Visuphone, in accordance with another embodiment of the invention;

FIG. 6 illustrates an exemplary display of the visual menu on the device, in accordance with another embodiment of the invention;

FIG. 7 illustrates a webpage displayed on the device that may be used to initiate a connection to the destination, in accordance with an embodiment of the invention;

FIG. 8 illustrates an exemplary software architecture of Visuphone, in accordance with an embodiment of the invention;

FIG. 9 illustrates exemplary components of the Visuphone, in accordance with an embodiment of the invention;

FIG. 10 illustrates an exemplary remote server for storing information required by the Visuphone, in accordance with an embodiment of the invention;

FIG. 11 illustrates presentation of a visual menu in case of call forwarding, in accordance with an embodiment of the invention;

FIG. 12 illustrates the presentation of the visual menu when a phone connection is associated with a wide band internet 'smart' modem;

FIG. 13 illustrates the presentation of the visual menu when a telephone connection is established through an external telephone service by using a computer;

FIGS. 14A, 14B, and 14C illustrate a Visu-add-on that provides the features and functionality of the Visuphone;

FIGS. 15A, 15B, and 15C illustrate a flowchart diagram for presentation, selection and update of visual menus, in accordance with an embodiment of the invention; and

FIG. 16 illustrates a flowchart diagram for creating a database for visual menus, in accordance with an embodiment of the invention.

#### DETAILED DESCRIPTION OF THE INVENTION

Illustrative embodiments of the invention now will be described more fully hereinafter with reference to the accompanying drawings, in which some, but not all embodiments of the invention are shown. Indeed, the invention may be embodied in many different forms and should not be construed as limited to the embodiments set forth herein; rather, these embodiments are provided so that this disclosure will satisfy applicable legal requirements. Like numbers refer to like elements throughout.

FIG. 1a illustrates an exemplary environment where various embodiments of the invention function. A caller **106** may use a device **102a** to connect to destinations **108a-n**. Device **102a** can be a telecommunication device that can connect directly to a Public Switched Telephone Network (PSTN) **110**. A person skilled in the art will appreciate, that device **102a** can also connect to a private telephone exchange. Examples of device **102a** include, but not limited to, a telephone, a mobile phone, a Smartphone or any other device capable of voice or data communication. When caller **106** dials a phone number and connects to any destination from destinations **108a-n**, an audible Interactive Voice Response (IVR) menu may be played to caller **106**. Each of destinations **108a-n** can have different IVR menus. For example, IVR menus of bank may be completely different from that of a hospital. Typically, the audible IVR menu provided by destinations **108a-n** comprises audible options or instructions. Caller **106** may be required to select various options from the audible IVR menu to obtain the required information or service from the dialed destination. Various types of destinations **108a-n** that implement the audible IVR menu include, for example, banks, hotels, fast-food outlets, utility services providers, corporate offices and so forth. Device **102a** includes a Visuphone **104** that displays a visual menu on device **102a** corresponding to the audible IVR menu based on a phone number of the destination to be connected. Visuphone **104** may be hardware, an application stored as software, a firmware on device **106**, or a combination thereof. Thereafter, caller **106** can select the options of the audible IVR menu from the visual display without the requirement to listen to the audible instructions. Exemplary audible IVR menu at destination **108a** and a corresponding visual menu are explained in detail in conjunction with FIGS. 2A and 2B.

FIG. 1b illustrates another exemplary environment where various embodiments of the invention function. As shown, device **102b** can be a device that can be connected directly to a network **112b**. Examples of device **102b** include, but are not limited to, a personal computer, a laptop, a mobile phone, a smartphone, a fixed line telephone, Voice Over Internet Protocol (VOIP) phone or other devices capable of voice or data communication. Device **102b** may include various applications or computer programs that enable caller **106** to use device **102b** for connecting to destinations **108a-n** through PSTN **110** over network **112b**. For example, the applications may be VOIP applications, such as but not limited to, Skype, Magic Jack, Google Talk and so forth. A gateway **116** provides interconnection between PSTN **110** and network **112b**. Examples of network **112b** include any wired or wireless network, such as but not limited to, a Local Area Network (LAN), a Wide Area Network (WAN), a Wi-fi network and so forth. As discussed with reference to FIG. 1a, destinations **108a-n** presents the audible IVR to caller **106**. Device **102b** includes Visuphone **104** that displays a visual menu on device **102b** corresponding to the audible IVR menu based on a phone number of the destination to be connected.

FIG. 1c illustrates yet another exemplary environment where various embodiments of the invention function. As shown, device 102b can be connected to PSTN 110 through network 112c. Various service providers provide multiple or overlapping services to customers. For example, cable television service provider may also provide phone and Internet service, optical Internet provider may also provide phone or television services, WiMax service providers that provide phone service and so forth. Network 112c may be any service provider that provides such services, for example, but not limited to, cell phone services, wireless services, Internet services, cable television services, or various combinations of the above or other type of services. As discussed with reference to FIG. 1a, destinations 108a-n presents the audible IVR to caller 106. Device 102b includes Visuphone 104 that displays a visual menu on device 102b corresponding to the audible IVR menu based on a phone number of the destination to be connected.

With reference to FIG. 2A, an audible IVR menu 222a at destination 108a is illustrated. A person skilled in the art will appreciate that audible IVR menu 222a is an exemplary graphical representation of the audible instructions presented by destination 108a for the sake of explanation and is not an actual graphical display. For explanation, assuming that destination 108a is a pizzeria that provides home delivery and take away services. Caller 106 connects to destination 108a by dialing a board phone number 202a. Subsequently, various options of audible IVR menu 222a are played to caller 106. The various options include, an option 204a that plays an audible instruction, "press 2 for pizza order", an option 206a that plays an audible instruction, "press 3 for order status", an option 220a that plays an audible instruction, "press 0 for main menu". Caller 106 can select an option by pressing from device 102, a button corresponding to the instructions in the audible IVR menu. Subsequently, the selected options are transmitted to the destination and the menu is advanced if there are any further options.

For example, selection of option 204a presents an option 208a that plays an audible instruction, "press 1 for veg" and an option 210a that plays an audible instruction, "press 2 for non-veg" is played. Similarly, selecting any of the options 208a or 210a presents an option 214a that plays an audible instruction, "press 1 for home delivery", an option 216a that plays an audible instruction, "press 2 for take away". Similarly, selection of option 206a presents an option 212a that plays an audible instruction, "press 1 to talk to an executive".

Options 204a, 206a, 208a, 210a, 212a, 214a, and 216a are part of a main menu 218a. Main menu 218a can be repeated by selecting option 220a by caller 106. Caller 106 may repeat main menu 218a for example, in case of a mistake in selection. Therefore, caller 106 directly interacting with audible IVR menu 222a may be required to listen to all or various audible options before executing a desired action. However, the interaction is simplified by Visuphone 104, that presents a visual menu 222b to caller 106 corresponding to audible IVR menu 222a, as explained with reference to FIG. 2B.

As shown in FIG. 2B, visual menu 222b is displayed on a screen of device 102b that may connect to destination 108a through network 112. Visual menu 222b can be displayed before a connection is established with destination 108a. A person skilled in the art will appreciate that device 102b is illustrated for the sake of explanation, and similar visual menu 222b can be displayed on device 102a that connects to destination 108a directly through PSTN 110. Visual menu 222b includes various nodes corresponding to the options of an audible IVR menu of destination 108a. The various nodes of visual menu 222b include a node 202b for connecting to

board number 202a of destination 108a. Similarly, nodes 204b, 206b, 208b, 210b, 212b, 216b corresponds to option 204a, 206a, 208a, 210a, 212a, 216a respectively. A node corresponding to option 220a may not be required in visual menu 222b, as the complete menu is visible and caller 106 may not be required to repeat audible IVR menu 222a. Therefore, when caller 106 selects a node from visual menu 222b, Visuphone 104 automatically transmits the desired action corresponding to the options in audible IVR menu 222a to destination 108a. For example, assuming that caller 106 calls destination 108a to order a veg pizza for home delivery. In this case, caller 106 directly selects nodes 208b and 214b from a touch screen of device 102a, corresponding to veg pizza and home delivery from visual menu 222b. Alternatively, caller 106 directly selects nodes 204b, 208b and 214b by pressing corresponding keys '2', '1', and '1', from a keypad or screen of device 102a without a need to listen to the complete audible IVR menu. Visuphone 104 accordingly transmits the signals to audible IVR menu 222a. In this case, the signals required by audible IVR menu 222a may be the Dual Tone Multi-Frequency (DTMF) tones of '2', '2', and '1' for options 204a, 208a, and 214a. Moreover, caller 106 may not be required to select all the options. For example, when caller 106 wants to order a veg-pizza for take away. Then, only the nodes 208b and 216b may be required to be selected, and node 204b is automatically understood by Visuphone 104. Furthermore, a node that is necessary for a transaction is automatically highlighted. For example, if caller 106 only selects node 216b for take away, then node 208b for a veg-pizza or node 210b for non-veg are highlighted for selection. In an embodiment of the invention, caller 106 may select nodes irrespective of the sequence presented in the audible IVR menu. For example, node 214b for home delivery may be selected before node 208b of veg pizza. Visuphone 104 automatically generates a sequence of the selections made by caller 106 and transmits it to the destination. Visuphone 104 may enable caller 106 to search or bookmark options in a menu with a large number of options. For example, caller 106 can search for a node 214b from the menu by typing 'home delivery'. As a result, navigation of a complete visual menu may not be required.

In an embodiment of the invention, visual menu 222b is displayed to caller 106 when a call is received at device 102. For example, a service provider may call to provide information about new services or account of caller 106. Further, caller 106 may be required to select various options based on his preferences. Visuphone 104 may detect the received number and correspondingly display a visual menu to caller 106. Thereafter, caller 106 can select various options from the visual menu. A person skilled in the art will appreciate that the functionalities of device 102 for displaying the visual menu based on the dialed phone number and the received phone number are same.

FIG. 2C illustrates a visual menu 222c with added graphics for the nodes. It is well known that graphics are easier to learn and are faster to recognize than words. Therefore, graphics are used in various computerized device interfaces. The exemplary graphics as shown with reference to FIG. 2C are icons. Various other types of graphics can be displayed for example, animated icons, icons that highlight or animate when the node is highlighted, and so forth.

The graphics may be displayed for each node or a few nodes based on the usability of visual menu 222c. For example, for the node 208 can icon of a vegetable 208b may be displayed to designate a vegetarian pizza, and for the node 214c of home delivery, an icon of house may be displayed. In an embodiment of the invention, visual menu 222c can be

customized to display only the text, only the icons or both. Furthermore, caller **106** can suggest or use various icons based on his preferences.

In an embodiment of the invention, Visuphone **104** may provide a standard menu per group of similar audible IVR or destinations. With reference to FIG. 2B an example of a menu at a pizza provider is discussed. Generally, every pizza provider may have its own specific audible IVR menu. However, caller **106** may prefer to use a single standard visual menu for all pizza providers. Therefore, learning a single visual menu will be useful for engaging various providers. In such a case, a database may include a standard menu per class of compatible providers. Visuphone **104** may offer caller **106** an option to use the standard domain menu. Therefore, when caller **106** makes a selection on the standard menu, Visuphone **104** may translate the selection to the specific audible IVR menu selection and send the proper dialing tones to that specific audible IVR. Furthermore, the standard menus may be published. Therefore, various providers may modify their own menus to help their customers. Additional aspect of the standard menu is the use of icons as discussed with reference to FIG. 2C. The icons may represent standard choice across various domains. For example, if a specific icon may represent sales, then the same icon may be used for sales of airlines tickets when the destination is an airline company or sales of telephone service when the destination is a telephone company. In an embodiment of the invention, caller **106** may customize the icons or graphics displayed on the menu.

FIG. 3 illustrates exemplary components of device **102a** for implementing Visuphone **104**. Device **102a** includes a system bus **324** to connect the various components. Examples of system bus **324** include several types of bus structures including a memory bus or memory controller, a peripheral bus, or a local bus using any of a variety of bus architectures. As discussed with reference to FIG. 1a, device **102a** can be a telecommunication device such as, but not limited to, a telephone, a mobile phone, a smart-phone and so forth. Device **102a** can connect to PSTN **110** through a radio interface **312**. Further, device **102a** can connect to network **112** through a network interface **314**. Input/Output (IO) interface **316** of device **102a** may be configured to connect external or peripheral devices such as a memory card **318**, a keypad **320** and a Universal Serial Bus (USB) device **322**. Although not shown, various other devices can be connected through IO interface **316** to device **102a**. In an embodiment of the invention, device **102a** may be connected to a hub device, that provide various services such as voice communication, Internet access, television services and so forth. For example, the hub may be a Home Gateway device that acts as a hub between the home environment and the Broadband Network.

Device **102a** includes a display **302** to output graphical information to caller **106**. In an embodiment of the invention, display **302** includes a touch sensitive screen. Therefore, caller **106** can provide inputs to device **102a** by touching display **302**. Memory **306** of device **102a** stores various programs, data and/or instructions that can be executed by Central Processing Unit (CPU) **304**. Examples of memory include, but are not limited to, a Random Access Memory (RAM), a Read Only Memory (ROM), a hard disk, and so forth. A person skilled in the art will appreciate that other types of computer-readable media which can store data that is accessible by a computer, such as magnetic cassettes, flash memory cards, digital video disks, and the like, may also be used by device **102a**. Memory **306** may include Operating System (OS) (not shown) for device **102a** to function. Further, memory **306** may include other applications **310** that enable caller **106** to communication with destinations **108a-**

*n*. Examples of other applications **310** include, but are not limited to, Skype, Google Talk, Magic Jack, and so forth. Other applications **310** may be stored as software or firmware on device **102a**. Further, memory **306** includes Visuphone **104** for presenting a visual menu corresponding to the audible IVR menu of destination **108a-n** as discussed with reference to FIGS. 2A, 2B and 2C. Visuphone **104** may be an application stored as a software or firmware on device **102a**. The visual menus are stored in a visual menu database **308** in memory **306** of device **102a**. Visuphone **104** searches visual menu database **308** for visual menus corresponding a phone number of destinations **108a-n** dialed by caller **106**. Further, Visuphone **104** searches visual menu database **308** for visual menus corresponding a phone number of a call received from a destination to caller **106**. Subsequently, if the visual menu for the phone number is available in the database, then the visual menu is displayed on display **302**. Further, Visuphone **104** may be implemented as a plug-in to other applications **310**. Therefore, when a phone number is dialed from other applications **310**, Visuphone **104** detects the dialing of the number and automatically displays the visual menu corresponding to the phone number. Thereafter, caller **106** can interact with the visual menu, without listening to the complete audible IVR menu of destinations **108a-n**.

With reference to FIG. 4, an exemplary display of a visual menu **406** on device **102a** is illustrated. Caller **106** may dial a phone number **402** corresponding to a destination from keypad **320**. Keypad **320** may be a physical keypad or a virtual keypad displayed on a display **302** of device **102a**. Subsequently, visual menu **406** corresponding to phone number **402** is searched and displayed on display **302**. In an embodiment, display **302** comprises a touch screen. Therefore, caller **106** can interact with device **102a** and/or keypad **320** from display **302**.

In an exemplary instance, if caller **106** dials a phone number of destination **108a**, then a visual menu corresponding to audible IVR menu of destination **108a** is displayed on display **302**. Similarly, if the caller **106** receives a call from a phone number of destination **108c**, then a visual menu corresponding to audible IVR menu of destination **108c** is displayed on display **302**. Thereafter, caller **106** can interact with the visual menu to select options from the audible IVR menu. Visual menu **406** may be displayed before actual connection of device **102a** to destinations **108a-n**. Therefore, caller **106** can select a desired action from visual menu **406** before connecting to destinations **108a-n**. In an embodiment of the invention, visual menu **406** may be provided in real-time to caller **106**. In an embodiment of the invention, visual menu **406** is provided a messaging service such as a Short Messaging Service (SMS). Therefore, destinations **108a-n** may provide customized visual menu **406** to caller **106**. Visual menu **406** may be customized based on the profile of caller **106**. In an embodiment of the invention, the profile may be generated based on access pattern of caller **106** or the data capture by a hub connected to device **102a**.

Caller **106** can interact with visual menu **406** by pressing a desired button from keypad **320**. For example, caller **106** can press a '5' key from keypad **320** to select a node **5** in visual menu **406**. Further, caller **106** can directly select the node **5** of visual menu **406** from display **302**, in case of a touch sensitive screen. Depending on the complexity or size of destinations **108a-n**, visual menu **406** may have various nodes. Moreover, display area of display **302** may be limited or small. As a result, all the nodes of visual menu **406** may not be displayed together on display **302**. In such a case, Visuphone **104** is configured to allow caller **106** to navigate by scrolling horizontally and/or vertically to view nodes on visual menu **406**.

Further, Visuphone **104** may detect the capability of device **102a** before displaying the visual menu. For example, in case device **102a** is a basic mobile phone with limited functionality of the display screen. Therefore, Visuphone **104** may display the visual menu in form of a simple list. Similarly, a list may be displayed in case of fixed line telephones. Moreover, in case device **102a** includes a high capability screen, such as but not limited to an iPhone, then the visual menu is displayed in form of graphics.

Subsequently, after caller **106** selects a desired action from visual menu **406**, a connection is established between device **102a** and destinations **108a-n** based on the selected option. In one embodiment, Visuphone **104** is configured to detect and present an application or computer program available on device **102a**. For example, Visuphone **104** may detect VOIP applications present in device **102a** and present it to caller **106** on display **302**. Thereafter, caller **106** can select an application to be used or initiate the connection in a default configuration. The default configuration can be for example, a mobile connection when device **102a** is a mobile phone, or the Internet.

Visuphone **104** is further configured to display an advertisement **408**. Advertisement **408** may correspond to the type of services provided by the dialed destinations. For example, if destination dialed is a pizzeria, then advertisement **408** may include promotions or offers about a new pizza from destination **108a**. Moreover, advertisement **408** may include promotions or offers from a third party or a competitor of the destination. Further, Visuphone **104** may be coupled to an advertising database. The advertising database may include advertisements related to the phone numbers of the destinations. The advertising database may be stored at device **102a**, the destinations, service providers or other third party servers. Further, the advertisements may be provided based on a profile of caller **106**. For example, assuming that the caller calls a bank holding his saving account. Therefore, the advertisement displayed to the caller may be based on the location, address, account balance, type and volume of transactions, loans, purchases and so forth.

Visuphone **104** may be configured to connect to an intended destination, when caller **106** selects advertisement **408**. Further, Visuphone **104** displays visual menu **406** of the intended destination. In an embodiment, Visuphone **104** stores the interactions of caller **106** with visual menus. Therefore, when caller **106** calls a destination again, then the actions that were performed in the last interaction are presented prominently to caller **106**. Further, the actions that are frequently performed are presented prominently to caller **106**. For example, if caller **106** dials a bank frequently to enquire about his account balance, then the options for selecting his account balance may be highlighted.

FIG. 5 illustrates exemplary components of device **102b** for implementing Visuphone **104**, in accordance with another embodiment of the invention. Device **102b** includes a system bus **526** to connect the various components. Examples of system bus **526** include several types of bus structures such as, but not limited to, a memory bus or memory controller, a peripheral bus, or a local bus using any of a variety of bus architectures. As discussed with reference to FIG. 1b, device **102b** can be a computing device such as, but not limited to, a personal computer, a laptop, a mobile phone, a smartphone, and so forth. Device **102b** can connect to network **112** through a network interface **514**. Further, device **102b** can connect to PSTN **110** through gateway **116** and network **112** through network interface **514**. Input/Output (IO) interface **516** of device **102b** may be configured to connect external or peripheral devices such as a mouse **518**, a keyboard **520**, a speaker

**522**, and a camera **524**. Although not shown, various other devices such as a microphone, a hard disk, a Universal Serial Bus (USB) device or others can be connected through IO interface **516** to device **102b**. A person skilled in the art will appreciate that although not described, various other types of devices capable of voice and/or data communication can be connected to device **102b**.

Device **102b** include a display interface **502** to connect to a display **512**. Display interface **502** can be for example, a video adapter. Display **512** outputs graphical information to caller **106**. In an embodiment of the invention, display **512** includes a touch sensitive screen. Therefore, caller **106** can provide inputs to device **102b** by touching display **512**. Memory **506** of device **102b** stores various programs, data and/or instructions that can be executed by Central Processing Unit (CPU) **504**. Examples of memory include, but are not limited to, a Random Access Memory (RAM), a Read Only Memory (ROM), a hard disk, and so forth. A person skilled in the art will appreciate that other types of computer-readable media which can store data that is accessible by a computer, such as magnetic cassettes, flash memory cards, digital video disks, and the like, may also be used by device **102b**. Memory **506** may include Operating System (OS) (not shown) for device **102b** to function. Further, memory **506** may include other applications **510** that enable caller **106** to communicate with destinations **108a-n**. Examples of other applications **510** include, but are not limited to, Skype, Google Talk, Magic Jack, and so forth. Other applications **510** may be stored as software or firmware on device **102b**. Further, memory **506** includes Visuphone **104** for searching and presenting a visual menu corresponding to the audible IVR menu of a destination as discussed with reference to FIGS. 2A and 2B, Visuphone **104** may be an application stored as a software or firmware on device **102b**. The visual menus are stored in visual menu database **308** in memory **506** of device **102b**. Visuphone **104** searches visual menu database **308** for visual menu corresponding to a phone number of a destination dialed by caller **106**. Subsequently, the visual menu is presented on display **512** for selection of options by caller **106**. Further, Visuphone **104** may be implemented as plug-in to other applications **510**. Therefore, when a phone number is dialed from other applications **510**, Visuphone **104** detects the dialing and automatically searches and displays the visual menu corresponding to the dialed phone number. Thereafter, caller **106** can interact with the visual menu, without listening to the audible IVR menu of destinations **108a-n**.

With reference to FIG. 6, an exemplary display of a visual menu **604** on device **102b** is illustrated. Caller **106** may dial a phone number **610** from a VOIP application **608** on device **102b**. Phone number **610** may correspond to any of destinations **108a-n**. In an embodiment, caller **106** selects a pre-stored phone number from the application **608**. Subsequently, visual menu **604** corresponding to a dialed destination is displayed on display **512**. In an embodiment, display **512** comprises a touch sensitive screen. Therefore, caller **106** can interact with device **102b** directly through display **512**.

In an exemplary instance, if caller **106** dials a phone number of destination **108a**, then a visual menu corresponding to audible IVR menu of destination **108a** is displayed. Similarly, if caller **106** dials a phone number of destination **108c**, then a visual menu corresponding to audible IVR menu of destination **108c** is displayed. Thereafter, caller **106** can interact with the visual menu to select options and to transmit inputs for the audible IVR menu of the corresponding destination. Visual menu **604** is displayed before actual connection of device **102b** to destinations **108a-n**. Therefore, caller **106** can select a desired option from visual menu **604** before establishing a



connection to the destination. Depending on the complexity or size of the destinations, visual menu **604** may have various nodes. For example, an organization with 50 departments may have more menu options or nodes than that of an organization with 10 departments. Further, the display area of display **512** may be limited. As a result, all the nodes of visual menu **604** may not be displayed together on display **512**. In such a case, Visuphone **104** is configured to allow caller **106** to navigate by scrolling horizontally and/or vertically to view nodes on visual menu **604**. Moreover, caller **106** can search for a desired option from the visual menu.

Subsequently, after caller **106** selects a desired option from visual menu **604**, a connection is established between device **102b** and a destination based on the selected action. In one embodiment, Visuphone **104** is configured to detect and present applications suitable to caller **106** for initiating the connection. For example, Visuphone **104** may detect more than one VOIP applications present in device **102b** and present them to caller **106** on display **512**. Thereafter, caller **106** can select an application to be used or initiate the connection in a default configuration. The default configuration can be for example, VOIP application **608** on which phone number **610** was dialed. In another embodiment, caller **610** may select a phone number displayed in applications such as a browser, messenger, or a mail client. Subsequently, Visuphone **104** detects and presents applications suitable to caller **106** for initiating the connection. Furthermore, Visuphone **104** is configured to display visual menu **604** for the phone number selected from the applications.

Visuphone **104** is further configured to display an advertisement **606**. Advertisement **606** may correspond to the type of services provided by destinations **108a-n**. For example, if destination **108b** is a bank, then advertisement **606** may include promotions or offers about a new loan or schemes from destination **108b**. Moreover, advertisement **606** may include promotions or offers from a third party or a competitor of destination **108b**. Visuphone **104** may be configured to connect to intended destination, when caller **106** selects advertisement **606**. Further, Visuphone **104** displays visual menu **606** of the intended destination. In an embodiment, Visuphone **104** stores the interactions of caller **106** with visual menus. Therefore, when caller **106** calls a destination again, then the options that were selected in the last interaction are presented prominently to caller **106**. Further, the options that are frequently selected are presented prominently to caller **106**. For example, if caller **106** dials a bank frequently to check his account balance, then the options for selecting his account balance may be highlighted.

With reference to FIG. 7, device **102** may include a web browser **702** to display web pages from the Internet and/or other computer networks. Various websites provide a phone number on the web pages as a clickable button. The clickable button can provide, for example, a contact number of executives of the organization. The clickable button may be programmed to display a phone number of the organization and/or display a caller a form to provide his contact details, so that an executive from the organization can call back the caller. Visuphone **104** is configured to detect a connect **706** button on a webpage **704**. Connect **706** may be used by Visuphone **104** to initiate a connection to a destination.

Visuphone **104** detects and launches a VOIP application on device **102**. In an embodiment, in case more than one application are available on device **102**, Visuphone **104** selects a VOIP application preferred by caller **106**. Moreover, Visuphone **104** may be configured to automatically login into the VOIP application. In an embodiment, caller **106** stores the login details for the VOIP application in Visuphone **104**.

Further, Visuphone **104** displays a visual menu corresponding to audible IVR menu of the destination behind connect **706** button. Therefore, caller **106** can connect to the destination from web browser **702** automatically and may not be required to dial the phone number or provide a call-back information.

FIG. 8 illustrates an exemplary software architecture **800** of Visuphone **104**, in accordance with an embodiment of the invention. Hardware layer **802** includes various hardware of device **102**. For example, but not limited to, a mouse, a keyboard, a speaker, a microphone, a camera, a USB device, a display and so forth. The drivers required for the hardware of device **102** are provided by drivers layer **804**. Moreover, drivers layer **802** interfaces with OS **806**.

OS **806** provides memory and environment required by Visuphone **104** and other applications **808** for functioning on device **102**. Examples of OS **806** include, but are not limited to, Windows, Macintosh, Linux, Symbian, Android and so forth. Visuphone **104** may be implemented as a plug-in to other applications **808**, such as Skype, Google Talk, web browser, mail client, and so forth. In an embodiment, Visuphone **104** may be implemented as a standalone application on device **102**. Further, Visuphone **104** may be configured to execute as a background application. Therefore, caller **106** may not be required to specifically launch Visuphone **104**. Furthermore, Visuphone **104** may be implemented as a multi-threaded application. Therefore, visual menus of more than one destination may be displayed simultaneously on device **102**.

FIG. 9 illustrates exemplary components of Visuphone **104**, in accordance with an embodiment of the invention. As discussed above, Visuphone **104** may be implemented as hardware, software, or firmware on device **102**. Further, Visuphone **104** may be configured to execute as a background process on device **102**. In an embodiment, Visuphone **104** may be configured to execute as a system service. Therefore, other processes or applications executing on device **102** may not block the operation of Visuphone **104**.

When caller **106** dials, selects or receives a phone number on device **102**, a detection module **902** of Visuphone **104** detects that a phone number has been dialed, selected or received. For example, detection module **902** may detect key presses or caller ID on device **102**. Caller **106** may use a VOIP application on device **102** for dialing the phone number. Moreover, caller **106** may use a mouse to a joystick to select or press icons of numbers displayed on the VOIP application. Further, detection module **902** is configured to identify the VOIP applications available on device **102** and used by caller **106**. Moreover, detection module **902** may detect the position co-ordinates of the VOIP application on a display of device **102**. For example, in case device **102** includes the Microsoft Windows OS, then the position co-ordinates of the VOIP application can be detected from the registry of the OS. Detection module **902** may be configured to store the position of number icons relative to position co-ordinates of various VOIP applications. Therefore, based on the co-ordinates of the position of the VOIP application, detection module **902** can detect the exact position of each number icon on the display of device **102**. For example, if the co-ordinates of a top-left edge of the VOIP application is (X,Y) on the display, and the co-ordinates of an icon for number '1' on VOIP application is (X1,Y1) relative to its top-left edge, then the exact co-ordinates of the icon for number '1' may be calculated as (X+X1, Y+Y1) on the display. A person skilled in the art will appreciate that other types of mathematical operations can be applied to calculate the co-ordinates of the icons on the display of device **102**.

Detection module **902** may be configured to detect the co-ordinates of the cursor on the display of device **102**. Further, detection module may be configured to detect the action events generated by the mouse or joystick, such as a click, a double-click, drag, select, scroll and so forth. Therefore, when caller **102** selects or press a number on the VOIP application, detection module **902** may detect the number from the position of the cursor, the VOIP application and the number icon. In an embodiment, detection module **902** may be configured to store the last used co-ordinates of the VOIP application and number icons. Therefore, detection and/or calculation of the co-ordinates may not be required. Furthermore, detection module **902** may be configured to detect a connect button displayed on a web page of a browser on device **102** as explained with reference to FIG. 7. Therefore, when caller **106** clicks the connect button, detection module **902** identifies the phone number behind the connect button. In an embodiment, detection module **902** detects the connect button and the associated phone number by scanning the source code of the web page.

The phone number detected by detection module **902** is used by a search module **904** of Visuphone **104**. In an embodiment, detection module **902** may be configured to transfer each digit to search module **904** in real-time as clicked by caller **106**. Search module **904** searches visual menu database **308** for visual menu corresponding to the phone number. An exemplary visual menu is as explained above in conjunction with FIGS. 2B and 2C. As discussed above, visual menu database **308** stores visual menus corresponding to the audible IVR menus of destinations. Moreover, visual menu database **308** may store other information, which is explained in conjunction with FIG. 10. Search module **904** may also be configured to search for other information in visual menu database **308**. In an embodiment, search module **308** searches visual menu database **308** in real-time based on the digits received from detection module **902**. Therefore, a visual menu may be identified based on the best match of the number formed by the received digits in visual menu database **308**. As a result, caller **106** may not be required to dial, click, press or select the complete number, which may be convenient and time saving.

The visual menu identified by a search module **904** is displayed on the display of device **102** by display module **906** of Visuphone **104**. Display module **906** identifies the position on the display where the visual menu is to be displayed. In an embodiment, the visual menu is displayed such that there is minimum overlap with the VOIP application from which the phone number was dialed or selected. Moreover, display module **906** identifies the size of the visual menu for display based on the characteristics of the display screen of device **102**. Examples of characteristics of the display screen include, but are not limited to, a screen size, resolution, and so forth. Furthermore, in case the visual menu is not completely displayed on the display, then display module **906** may allow caller **106** to navigate the visual menu by scrolling. Moreover, display module **906** may be configured to display other information received from search module **904**.

Caller **106** may interact with the visual menu or other information displayed on device **102**. For example, caller **106** may scroll through the visual menu, or select a node from the visual menu. Therefore, when caller **106** selects a node from the visual menu, detection module **902** detects the selected node and communicates the selection to a connection module **908**. Thereafter, connection module **908** may establish a connection between device **102** and a destination based on the nodes selected by caller **106**. Connection module **908** may be configured to detect communication systems available in

device **102**. For example, in a case, device **102** is a phone not connected to the Internet, connection module **908** may detect that only a radio connection can be made. Otherwise, a most suitable or a connection preferred by caller **106** can be made. In an embodiment, connection module **908** may allow caller **106** to select a VOIP application to establish the connection. In another embodiment, communication module **908** may launch a default VOIP application on the device **102**. In yet another embodiment of the invention, connection module **908** can use a VOIP protocol stack defined by Visuphone **104** to establish the connection.

Sometimes, a call of caller **106** may be transferred from one point in the organization to another point within the same organization or to a completely different organization. For example, the call of caller **106** with destination **108a** may be transferred to destination **108b**. However, destinations **108a** and **108b** may have different audible IVR menus. Connection module **908** is configured identify the transfer of call and to switch the visual menu of destination **108a** with destination **108b**. The switching of visual menus is explained in detail in conjunction with FIG. 11. Some organizations such as banks may require caller **106** to present a voice input for the purpose of authentication. For example, caller **106** may be required to voice out his name or an answer to a security question specified by caller **106** to the bank. Furthermore, voice input may be required to accept or decline a transaction. Caller **106** may record and store the voice responses for such authentications or questions. Therefore, when connection module **908** detects that a voice authentication is required, then voice module **910** is used. Voice module **910** provides voice inputs on behalf of caller **106** by using the responses recorded by caller **106**. Subsequently, the connection or the transaction can be processed.

As discussed in conjunction with FIGS. 4 and 6, Visuphone **104** may be configured to display advertisements on device **102**. The advertisements are managed by advertisement module **912** of Visuphone **104**. The advertisement may be selected based on the type of destinations. For example, when a dialed destination is a bank, then an advertisement related to banking may be displayed. Moreover, the advertisement can be related a third-party dealing in the same business or professional area or a competitor of the dialed destination. The displayed advertisement may be a text, audio, image or video. In one embodiment, advertisement module **912** may display the advertisements based on the connection bandwidth available at device **102**. In another embodiment, advertisement module **912** may display the advertisements based on the pre-set preferences by caller **102**. In one embodiment, advertisement module **912** may be configured to receive the advertisements directly from the dialed destination. In another embodiment, advertisement module **912** may be configured to receive the advertisements from a remote server on a network. The remote server is explained in detail in conjunction with FIG. 10. A selection or click by caller **106** on advertisements may be detected by detection module **902** to display a visual menu of the destination for which the advertisement was displayed.

In some cases, the audible IVR menu of destination **108a-n** may change. For example, the extension numbers of agents in banks may be changed due to addition of new agents. A person skilled in the art will appreciate that there can be other reasons for the audible IVR menu of a destination to be edited, amended or updated. Further, new organizations may be available that use audible IVR menus. The visual menus for these new organizations may not be available in visual menu database **308** stored on device **102**. Therefore, visual menu database **308** may be required to be updated. In an embodi-

ment, Visuphone **104** may be updated to provide additional functionalities to caller **106**. Update module **914** may be configured to update the visual menus stored in visual menu database **308** of device **102**. Moreover, update module **914** may be configured to update Visuphone **104**. Update module **914** may receive the updated visual menus from the remote server on the network. The remote server is explained in detail in conjunction with FIG. **10**.

FIG. **10** illustrates an exemplary remote server **1002** connected to a remote repository **1004**. As shown remote server **1002** is connected to device **102** through a computer network **1006**. Further, remote server **1002** can be connected to destinations **108a-n** through network **1006**, a gateway **1008**, and a PSTN **1010**. A person skilled in the art will appreciate that device **102** can connect to destinations **108a-n** directly through PSTN **1010**, therefore the connection is not limited to network **1006**. Each of destinations **108a-n** may be connected to audible IVR menu repository **1012a-n**, here after referred to as destination repository **1012a-n**.

Further, device **102** includes visual menu database **308**. As discussed above, visual menu database **308** includes visual menus corresponding to audible IVR menus of destinations **108a-n**. Moreover, visual menu database **308** may store other information such as profile of caller **106**, voice response of caller **106**, login details for a VOIP application, preferences of caller **106**, ratings for visual menus, identity of visual menus and so forth. As discussed in conjunction with FIG. **9**, Visuphone **104**, the visual menus or other information stored in visual menu database **308** may require to be updated. In an embodiment, visual menu database **308** is updated by information received from remote repository **1004**. In another embodiment of the invention, visual menu database **308** may be updated by receiving menus through Short Messaging Service (SMS). The SMS may be sent from destination **108a-n** or remote repository **1004** to device **102**. Remote repository **1004** includes visual menus corresponding to audible IVR menus of destinations **108a-n**. Further, remote repository **1004** stores advertisements related to destinations **108a-n**, last updated time of the visual menus, rating of visual menus, and so forth.

In case, the audible IVR menu of a destination is changed, caller **106** may not be able to connect to the destination by using Visuphone **104**. Visuphone **104** is configured to detect the error generated while establishing the connection. For example, caller **106** may select a node in the visual menu that may not have a corresponding option available in audible IVR menu, or a connection not be established between device **102** and the destination. The error is detected by update module **914** of Visuphone **104**. Subsequently, update module **914** sends an error report to remote server **1002**. Remote server **1002** may check remote repository **1004** for updates related to the visual menu. Thereafter, in case any updates are available, remote server **1002** may send the updates to Visuphone **104** for performing the update. In an embodiment, visual menu database **308** may be checked and updated based on a pre-defined time interval by Visuphone **104**. In an embodiment, the error report may include the error generated and an Identity (ID) or version of the visual menu on which the error was generated. In case, the updates are not available in remote repository **1004**, then an update of remote repository **1004** may be required. In an embodiment of the invention, remote repository **1004** is updated based on a pre-defined time interval. In another embodiment of the invention, caller **106** can rate the relevance or correctness of the visual menu from Visuphone **104**. Therefore, remote repository **1004** can be updated based on a cumulative ratings received from caller **106** and other users of the visual menu.

In an embodiment of the invention, visual menu database **308** may include other information and parameters related to the visual menus. The parameters related to the visual menus enable accessing, modifying or updating of the visual menus. Examples of parameters of visual menus include, but are not limited to, ID or version of the visual menus, destination phone numbers, and a last update timestamp. Furthermore, visual menu database **308** may include other information such as a profile, the calling history, or preferences of caller **106**. The calling history of caller **106** may include the numbers dialed or received, most frequent numbers dialed or received, most frequent nodes selected from visual menus. The profile of caller **106** may include, but is not limited to, the name, age, sex, address, phone number, profession, office address, recorded voice responses for visual menus, or other personal and professional details of caller **106**.

With reference to FIG. **11**, the exemplary process for presentation of the visual menu is illustrated when the call of caller **106** is forwarded or transferred from destination **108a** to destination **108b**. Destination **108a** may have a completely different audible IVR menus as compared to destination **108b**. For example, destination **108a** may be a loan department and destination **108b** may be an insurance department of a bank. Similarly, the call may be forwarded from one organization to another. Therefore, caller **106** may be required to respond to a different audible IVR menu. Visuphone **104** may be configured to detect that the call has been forwarded and subsequently display the visual menu of destination **108b**.

As shown in FIG. **11**, device **102** establishes a connection with destination **108a** as depicted by arrow **1102**. The connection is established by using the visual menu provided by Visuphone **104** based on destination **108a**. In an embodiment, the connection is established directly without using Visuphone **104**. Thereafter, destination **108a** may forward the call to destination **108b**, as indicated by arrow **1104**. The visual menu corresponding to the audible IVR menu of destination **108b** may not be visible on device **102**, as the call was forwarded between destination **108a** and destination **108b**. In an embodiment, Visuphone **104** may not detect the forwarding of the call. In this case, device **102** may be presented with audible IVR menu of destination **108b**. Thereafter, Visuphone **104** may record the options and responses on device **104** for the audible IVR menu of destination **108b**. The recorded options and responses may be stored at remote repository **1004** for updating it. Further, the recorded options and responses may be stored visual menu database of device **102**.

In an embodiment, destination **108b** sends an identity (ID) or version of the audible IVR menu to caller **106**, as shown by arrow **1106**. The audible IVR menu ID is specific to the audible IVR menu of destination **108b**. Subsequently, display module **906** of Visuphone **104** uses the audible IVR menu ID to display the corresponding visual menu. Further, caller **106** may select a node from the visual menu corresponding to destination **108b**. Therefore, when caller **106** selects a node, a connection may be established with destination **108b**. In an embodiment of the invention, connection between device **102** and destination **108a** is disconnected after establishing a connection between device **102** and destination **108b**. In another embodiment of the invention, connection between device **102** and destination **108a** is maintained for complete communication session till caller **106** disconnects the call.

Another embodiment of the invention allow visual menu for calls made from a conventional home telephone. FIG. **12** illustrate a phone **1204** connected to a Public Switched Telephone Network (PSTN) **1208** through a gateway **1218** and network **1220**. A person skilled in the art will appreciate that phone **1204** can also connect directly to PSTN **1208**. Network

1220 may be any service provider that provides services, for example, but not limited to, telephone services, cell phone services, wireless services, Internet services, cable television services, or various combinations of the above or other type of services.

Further, the connection to network 1220 is associated with a wide band Internet 'smart' modem 1206. Phone 1204 may be a regular phone, such as a landline phone or a cordless landline phone. Modem 1206 may be a Digital Subscriber Link (DSL) modem or a cable modem that connects the home device to the Internet and/or computer network. Modem 1206 is connected to a service provider, and can provide the home devices with telephone, Internet and television services. Modem 1206 may provide both wired and wireless connections. As shown with reference to FIG. 12, modem 1206 provides the home with the Internet through wire 1210 on a computer 1202, or through a Wi-Fi connection. Modem 1206 comprises the ability to detect and recognize the dialing made by phone 1204. The numbers dialed by phone 1204 to establish connection are then compared with a database, such as visual menu database 308. Therefore, in case the dialed number corresponds to a destination with an audible IVR menu, and a corresponding visual menu exists then, modem 1206 may provide the visual menu on computer 1202 connected to it. Moreover, modem 1206 may use private web sites to present the visual menu or just provide the dialed number to computer 1202. Thereafter, a software tool on computer 1202 may present the visual menu on the screen of computer 1202.

Once the connection with the destination has been established, 'smart' modem 1206 will continue to monitor the numbers dialed or received by phone 1204 to browse or advance the visual menu accordingly. Furthermore, the numbers dialed or received may be stored for future processing such as highlighting previous selections in the visual menu, providing customized visual menu and so forth. Modem 1206 may incorporate additional enhancements as presented before such as automatic dialing of customer information. The automatic dialing may be achieved by using computer 1202 to initiate and execute such automatic dialing.

In another embodiment of the invention, a house television 1212 may be used to present the visual menu. In various houses modem 1206 decodes television signals and transfer it to a set-top box 1216 that provide signals to television 1212. The visual menu may be presented on a channel dedicated for IVR. Therefore, when phone 1204 is used to initiate a call, modem 1206 can detect it and present the visual menu corresponding to the dialed number on the designated channel of the television 1212. Further, all the options described before could be provided now using the screen of television 1212 for the visual menu. Further, television 1212 screen may be used to present the visual menu in a few alternatives ways. For example, a device provided by a company named Roku Inc., allows streaming of content from the Internet to television. Most set-top boxes now have an Internet connection or telephone connections. Furthermore, various devices such as some Digital Versatile Disc (DVD) players, and video game players or controllers such as Xbox or Playstation, can be connected to the Internet. Each of those devices may allow 'smart' modem 1206 to provide a visual menu on the screens of television 1212.

In another embodiment of the invention a telephone connection may be established through an external telephone service by using a computer, as discussed with reference to FIG. 13. External telephone service provider 1310 provider may be, such as 'Google Voice', which a user may use through computer 1302. In such case, the user could cause a telephone call to be established by indicating on 'Google

Voice' web site a request to establish call to a designated location. Thereafter, external service provider 1310 establishes connection 1306 by using PSTN 1308 to connect the user telephone 1304 to a desired destination 1312. External service provider 1310 can now present the visual menu as discussed above. External service provider 1310 may present the visual menu on its web site and processes or advances based on the dial choices made by the user on his phone 1304. Furthermore, external service provider 1310 can also add various options as described before, such as but not limited to highlighting previous choices, automatic dialing of user information and presenting related advertisements.

Another enhancement for such external service provider 1310 is to provide a 'smart' connect. In case of the 'smart' connect, the user can designate not just destination 1312, but a specific node of visual menu, such as node 212b as discussed with reference to FIG. 2B. The 'smart' connect will dial the proper selection in the visual menu and connect to node 212b of the audible IVR. The 'smart' connect could even wait until the selected node 'Talk to Executive' yields the desired result of the executive answering the line and then connect the user. Therefore, the efficiency of the IVR system does not come at the cost of inefficiency of the user, rather both sides could become more efficient by using the 'smart' connect.

Additional alternatives to the invention are illustrated with reference to FIGS. 14A, 14B, and 14C. FIG. 14A illustrates a Visu-Add-on 1404 which can be connected to a standard home phone 1402 to provide all the features and functionalities as described above with respect to Visuphone 104. Accordingly, phone 1402 may be connected through connection 1406 to add-on 1404 that can be connected to a standard telephone connection line 1410. Add-on 1404 may comprise a processing unit, a display and a database. The database may be similar to visual menu database 308 as discussed in FIG. 3. Therefore, when phone 1402 is used to call a destination with an audible IVR menu, a corresponding visual menu is presented on the display of add-on 1404. Furthermore, the display of add-on 1404 may comprise a touch sensitive screen for added convenience of a user. Add-on 1404 may be loaded and updated by the use of removable memory devices, such as USB flash memory 1408. Alternatively, Add-on 1404 may comprise a modem to connect either by the use of the telephone connection line 1410 or by wireless means such as WiFi or Bluetooth.

FIG. 14B illustrates an embodiment, where an add-on unit 1414 is plugged into a conventional digital picture frame 1420 by using a USB port. Digital picture frames recently became quite popular as a convenient way to display family photos in digital format in this embodiment, picture frame 1420 can display family photo until a call is made by using a phone 1412 to a destination with an audible IVR menu. Phone 1412 may be connected to picture frame 1420 through a connection 1418 and add-on 1414 may be further connected to standard telephone line connection 1422. Add-on 1414 may comprise a processor and a database. The database may be similar to visual menu database 308 as discussed in FIG. 3. Therefore, when a connection is made to a destination having an audible IVR menu, then add-on 1414 will present the visual menu on picture frame 1420. Picture frame 1420 may resume presenting the photos after the completion of the call. Furthermore, the database of add-on 1414 can be updated with one of the options described before in respect to the add-on 1404 of FIG. 14A. It should be noted that various home television provide functionality similar to picture frame 1420. Therefore, television can be used as an alternative to picture frame 1420.

FIG. 14C present another embodiment that can be applied as presented with respect to FIGS. 14A and 14B. It quite common these days to use a telephone handset 1424 that are connected by wireless means to a base station 1430 that is connected by a wire 1432 to the standard telephone lines. Add-on 1426 can comprise an internal radio circuit to detect the wireless communication. Therefore, add-on 1426 can detect the communication between handset 1424 and base station 1430 to present the visual menu. As can be seen with reference to FIG. 14C, connection through wires such as wires 1406 or 1418 may not be required. Add-on 1426 may be provided by the manufacturer of the handset 1424, base station 1430, or by a third party. A person skilled in the art will appreciate that the functionalities of the add-on units as described in conjunction with FIGS. 14A, 14B and 14C can be combined into a single unit. Therefore, a single add-on unit may be used in various environments as discussed above.

FIGS. 15A, 15B, and 15C illustrate a flowchart diagram for presentation of the visual menus, in accordance with an embodiment of the invention. Caller 106 may dial, select or receive a number to connect to a destination from device 102. The destination may include an audible IVR menu for interaction with caller 106. Further, device 102 may include Visuphone 104 to present a visual menu corresponding to the phone number of the destination. Therefore, caller 106 can directly interact with destinations 108 through the visual menu without listening to the audible IVR menu.

At step 1502, Visuphone 104 of device 102 detects a phone number dialed, selected or received by caller 106 for destination 108. In an embodiment of the invention, the number is clicked from the display of device 102. The number is detected by detection module 902 of Visuphone 104. Thereafter, search module 904 searches visual menu database 308 of device 102 for the phone number, at step 1504. Search module 904 searches for visual menu and other information corresponding to the phone number. Other information may include, for example, caller 106 profile, call history of caller 106, advertisement associated with the phone number and so forth. In an embodiment of the invention, search module 904 searches visual menu database 308 in real-time. Therefore, the visual menu and other information may be searched with only a few digits of the phone number.

At step 1506, it is determined by search module 904 whether the visual menu and other information are available for the phone number in visual menu database 308. In case, the visual menu is available, then the process continues to step 1508. In case, the visual menu is not available, then device 102 may be connected to remote repository 1104 by update module 914, at step 1518 as shown with reference to FIG. 15B. Thereafter, it is checked whether the visual menu is available in remote repository 1104, at step 1520. Subsequently, if the visual menu is available, then visual menu database 308 is updated from the information available at remote repository 1104, at step 1522. The process then continues to step 1524.

In case, the visual menu is not available in remote repository 1104, then the process continues to step 1528. At step 1528, audible IVR menu selection is detected on device 102. The audible IVR menu selection may be determined based on Dual Tone Multi Frequency (DTMF) tones or keys pressed by the user of device 102. Thereafter, in case a selection is detected, then the dialed number may be detected as a possible destination number. The dialed number may be provided to remote repository 1104 at step 1530. Thereafter, the process continues to step 1526, where remote repository 1104 is updated for information.

At step 1524, it is determined by search module 904 if visual menu is available for the dialed number in updated visual menu database 308. In an embodiment, Visuphone detects the correctness of information based on the error received on connection to destination 108 or behavior of caller 106. In case, visual menu is available, then the process continues to step 1508. Otherwise, in case the visual menu is not available, then the process continues to step 1526, where remote repository 1104 is updated for information. In an embodiment, Visuphone 104 send an error report to remote repository 1104 to initiate the update. The error report may include the error details of connection, behavior of caller 106 and other information required to update remote repository 1104. In another embodiment, caller 106 may provide ratings for the correctness of the visual menu and other information. Subsequently, the ratings are sent to remote repository 1104. In an embodiment of the invention, ratings from multiple devices 102 are received at remote repository 602. Thereafter, remote repository 1104 may be updated based on the ratings. In an embodiment of the invention, remote repository 1104 may be updated based on a pre-defined time interval. In another embodiment of the invention, remote repository 1104 is updated by an administrator of remote server 1102.

At step 1508, if the visual menu is available in visual menu database 308, then the visual menu corresponding to the audible IVR menu of destination 108 is displayed on device 102 by display module 314. In an embodiment of the invention, advertisements related to the type of destination 108 are also displayed on device 102. At step 1510, inputs from caller 106 are detected on the visual menu. In an embodiment, the inputs include the nodes of the visual menu selected by caller 106. In another embodiment, the inputs include the advertisement selected by caller 106. Subsequently, device 102 is connected to destination 108 based on the inputs provided by caller 102, at step 1512. At step 1514, it is determined if the visual menu displayed on device 102 is correct. In case, the visual menu is not correct, then the process continues to step 1518. Thereafter, the processes steps as discussed above are followed. However, in case the visual menu is correct, then the connection between device 102 and destination 108 is maintained, at step 1516. Moreover, further inputs from caller 106 are received to continue the communication till caller 106 or destination 108 disconnects the connection.

FIG. 16 illustrates a flowchart diagram for creating a database for visual menus, in accordance with an embodiment of the invention. The audible IVR menus of destinations 108 may be analyzed to generate a database for corresponding visual menus. At step 1602, a phone number may be dialed to connect to an audible IVR menu of destination 108. The phone numbers and destinations may be selected from a database of phone numbers. For example, yellow pages for a selected territory, category, business or other suitable classifications. As discussed with reference to FIG. 2A, the audible IVR menu may include various options for a user to select. Typically, the options are structured and presented in form of levels to the user. For example, with reference to FIG. 2A, options 204a, 206a, and 220a may form a first level of the audible IVR menu 222a. Further, options 208a and 210a may be referred to as sub-menus to option 204a. Similarly, each sub-menu may further comprise sub-menus, such as options 214a and 216a. Therefore, the user is presented with audible instructions at first level. Thereafter, based on the selection from the user, corresponding audible instructions of sub-menus may be provided. The first level of the audible IVR menu is analyzed at step 1604. The audible IVR menu may be analyzed by voice recognition.

In an embodiment of the invention, the voice recognition for constructing the database is based on context-enhanced voice recognition. As the process of calling the destination is initiated by selecting a number from a list such as yellow pages, the voice recognition system has base knowledge of the business domain and the potential options such destinations may offer. Therefore, the process of voice recognition is greatly enhanced, when the recognition is done with respect to a relatively small number of choices. The voice recognition system may be pre-loaded with a small set of terms most likely used by the destination and, therefore, may be required to make the recognition out of the relatively small set of terms.

Further, the voice may be converted to a text format. In an embodiment of the invention, a voice-to-text application may be used to convert the audible instructions to text format. Subsequently, the information generated from the analysis of the first level is stored in a database, at step **1606**. The information may include the details about the sub-menu and the numbers to be dialed to access the sub-menu. For example, with reference to FIG. **2A**, the information for option **204A** may include, instruction part 'pizza order' and number part '2' in the database. At step **1608**, it is determined whether there are any sub-menus in the audible IVR menu. The sub-menus may be detected based on the information analyzed from the audible IVR menu. In an embodiment of the invention, sub-menus are detected based on the information stored in the database. In case the audible IVR menu contains sub-menus, then the sub-menus are analyzed, at step **1610**. The sub-menus may be analyzed in a similar manner as the first level of audible IVR menu as discussed above. Subsequently, at step **1612**, the information corresponding to the sub-menus is stored in the database. At step **1614**, it is determined whether there are any further sub-menus in the sub-menus of the audible IVR menu. In case, there are further sub-menus then each sub-menu is analyzed as discussed above. The process is iterated till the complete audible IVR menu with the sub-menus is analyzed. Further, the destinations may be dialed multiple times to ensure that complete audible IVR menu and sub-menus are analyzed. Moreover, the database may be automatically checked and verified after complete analysis of the audible IVR menu. For example, all or various options or sub-menus in the audible IVR menu may be selected randomly or based on a pre-defined pattern to verify the information in the database.

In an embodiment of the invention, the database construction system may be use quality marks for every term recognized by the system. For example, low mark may indicate relatively higher probability that the recognition was wrong. Further, follow-up steps may provide higher priority to check and validate the terms that received low marks. Such check may be performed by an additional automatic system or by human operators.

In an embodiment of the invention, destination **108** may be connected automatically through various probe servers to analyze the audible IVR menus. The probe may be implemented as a script, a computer program, or firmware, on remote server **1002**, as shown with reference to FIG. **10**. Further, the audible IVR menus may be analyzed by human operators, in case of malfunction or other issues with the automatic functioning.

In an embodiment of the invention, the database containing the information for visual menus may be remote repository **1004**. In another embodiment of the invention, the database may be connected to remote repository **1004**. The database may be updated automatically based on a pre-defined update time interval. The update may be required to validate the

correctness of information in the database. Moreover, the database may be updated based on ratings from users of Visuphone **104**. For example, a user may identify that a visual menu incorrect or incomplete, and may subsequently provide a rating to the visual menu. Further, an administrator or user of the database may update the database manually. In an embodiment of the invention, the information regarding the audible IVR menu may be provided by the destinations for download. Therefore, the audible IVR menu may be downloaded and analyzed. In an embodiment of the invention, the database may be generated by Visuphone **104**.

Embodiments of the invention are described above with reference to block diagrams and schematic illustrations of methods and systems according to embodiments of the invention. It will be understood that each block of the diagrams and combinations of blocks in the diagrams can be implemented by computer program instructions. These computer program instructions may be loaded onto one or more general purpose computers, special purpose computers, or other programmable data processing translator to produce machines, such that the instructions which execute on the computers or other programmable data processing translator create means for implementing the functions specified in the block or blocks. Such computer program instructions may also be stored in a computer-readable memory that can direct a computer or other programmable data processing apparatus to function in a particular manner, such that the instructions stored in the computer-readable memory produce an article of manufacture including instruction means that implement the function specified in the block or blocks.

While the invention has been described in connection with what is presently considered to be the most practical and various embodiments, it is to be understood that the invention is not to be limited to the disclosed embodiments, but on the contrary, is intended to cover various modifications and equivalent arrangements included within the spirit and scope of the appended claims. The invention has been described in the general context of computing devices, phone and computer-executable instructions, such as program modules, being executed by a computer. Generally, program modules include routines, programs, characters, components, data structures, etc., that perform particular tasks or implement particular abstract data types. A person skilled in the art will appreciate that the invention may be practiced with other computer system configurations, including hand-held devices, multiprocessor systems, microprocessor-based or programmable consumer electronics, network PCs, mini-computers, mainframe computers, and the like. Further, the invention may also be practiced in distributed computing worlds where tasks are performed by remote processing devices that are linked through a communications network. In a distributed computing world, program modules may be located in both local and remote memory storage devices.

This written description uses examples to disclose the invention, including the best mode, and also to enable any person skilled in the art to practice the invention, including making and using any devices or systems and performing any incorporated methods. The patentable scope the invention is defined in the claims, and may include other examples that occur to those skilled in the art. Such other examples are intended to be within the scope of the claims if they have structural elements that do not differ from the literal language of the claims, or if they include equivalent structural elements with insubstantial differences from the literal languages of the claims.

## 25

The invention claimed is:

1. A system comprising a processor, connection via a gateway to Public Switched Telephone Network (PSTN), connection to internet and a memory, wherein

said memory comprises instructions to:

- (i) communicate with at least one interactive voice response (IVR) destination using said gateway;
- (ii) communicate with a visual menu database, wherein the visual menu database comprises one or more visual menus of one or more Interactive Voice Response (IVR) destinations associated by their phone numbers;
- (iii) use the internet to transfer a visual menu corresponding to the at least one IVR destination to be displayed to at least one user, wherein said visual menu relates to multiplicity of internal destinations of said at least one IVR destination; and
- (iv) convert information received from said user to tone coded information to be transmitted to said interactive voice response (IVR) destination using the Public Switched Telephone Network (PSTN).

2. A system according to claim 1 wherein said visual menu comprises at least one icon.

3. A system according to claim 1, wherein said transfer comprises also transferring an advertisement, wherein said advertisement is related to said destination.

4. A system according to claim 1 wherein said visual menu comprises indication of prior choices made by said at least one user.

5. A system according to claim 1 wherein said system comprises also a voice channel connection to said at least one user.

6. A system according to claim 1 wherein said system comprises database, wherein said database comprises menu information of plurality of interactive voice response (IVR) destinations.

7. A system according to claim 1 wherein said memory comprises instructions to synthesis voice to make selection between said multiplicity of internal destinations.

8. A system comprising a processor, connection to Public Switched Telephone Network (PSTN), connection to internet and a memory, wherein

said memory comprises instructions to:

- (i) communicate with at least one interactive voice response (IVR) destination using the Public Switched Telephone Network (PSTN);
- (ii) communicate with a visual menu database, wherein the visual menu database comprises one or more visual menus of one or more Interactive Voice Response (IVR) destinations associated by their phone numbers;
- (iii) use the internet to transfer a visual menu corresponding to the at least one IVR destination to be displayed to at least one user, wherein said visual menu relates to multiplicity of internal destinations of said at least one IVR destination; and

## 26

- (iv) convert information received from said user to tone coded information to be transmitted to said interactive voice response (IVR) destination using the Public Switched Telephone Network (PSTN).

9. A system according to claim 8 wherein said menu comprises at least one icon.

10. A system according to claim 8 wherein said transfer comprises also transferring an advertisement, wherein said advertisement is related to said destination.

11. A system according to claim 8 wherein said menu comprises indication of prior choices made by said at least one user.

12. A system according to claim 8 wherein said system comprises also a voice channel connection to said at least one user.

13. A system according to claim 8 wherein said system comprises database, wherein said database comprises menu information of plurality of interactive voice response (IVR) destinations.

14. A system according to claim 8 wherein said memory comprises instructions to synthesis voice to make selection between said multiplicity of internal destinations.

15. A system comprising a processor, connection to Public Switched Telephone Network (PSTN), connection to internet and a memory, wherein

said memory comprises instructions to:

- (i) communicate with a visual menu database, wherein the visual menu database comprises one or more visual menus of one or more Interactive Voice Response (IVR) destinations associated by their phone numbers;
- (ii) communicate with at least one IVR destination using the Public Switched Telephone Network (PSTN);
- (iii) use the Internet to transfer a visual menu from the visual menu database corresponding to the at least one IVR destination to be displayed to at least one user, wherein said visual menu relates to multiplicity of internal destinations of said at least one IVR destination; and
- (iv) convert information received from said user to tone coded information to be transmitted to said interactive voice response (IVR) destination using the Public Switched Telephone Network (PSTN).

16. A system according to claim 15 wherein said memory comprises instructions to convert information received from said destination to a digital information and transferring said digital information to said user.

17. A system according to claim 15 wherein said system comprises also a voice channel connection to said at least one user.

18. A system according to claim 15 wherein said visual menu database comprises menu information related to plurality of interactive voice response (IVR) destinations.

19. A system according to claim 15 wherein said memory comprises instructions to synthesis voice to make selection between said multiplicity of internal destinations.

\* \* \* \* \*